



SC Annual School Report Card Summary

EAST COOPER MONTESSORI CHARTER
Charleston
Grades: 1-8 **Enrollment: 189**
Principal: Jody Swanigan
Superintendent: Dr. Nancy J. McGinley
Board Chair: Mrs. Ruth Jordan

PERFORMANCE

Comprehensive detail, including definitions of ratings, performance criteria, and explanations of status, is available on www.ed.sc.gov and www.eoc.sc.gov as well as school and school district websites. Printed versions are available from school districts upon request.

YEAR	ABSOLUTE RATING	GROWTH RATING	PALMETTO GOLD AND SILVER AWARD		AYP STATUS	NCLB IMPROVEMENT STATUS
			General Performance	Closing the Gap		
2010	Excellent	Excellent	TBD	TBD	Met	N/A
2009	Excellent	Average	Gold	N/A	Met	N/A
2008	Good	At-Risk	Silver	N/A	Met	N/A

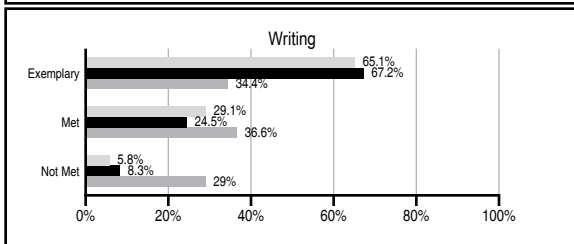
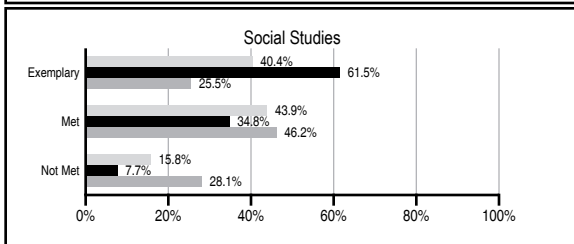
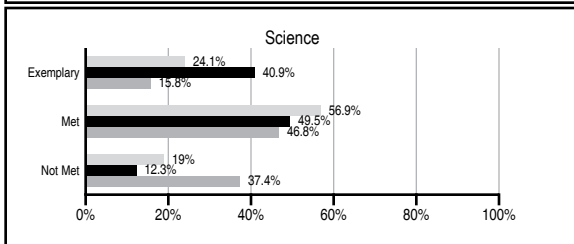
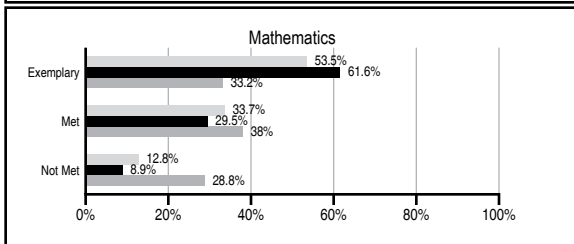
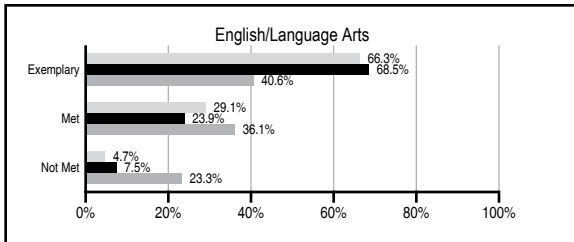
ABSOLUTE RATINGS OF ELEMENTARY SCHOOLS WITH STUDENTS LIKE OURS*

EXCELLENT	GOOD	AVERAGE	BELOW AVERAGE	AT-RISK
14	1	0	0	0

* Ratings are calculated with data available by 03/09/2011. Schools with Students Like Ours are Elementary Schools with Poverty Indices of no more than 5% above or below the index for this school.

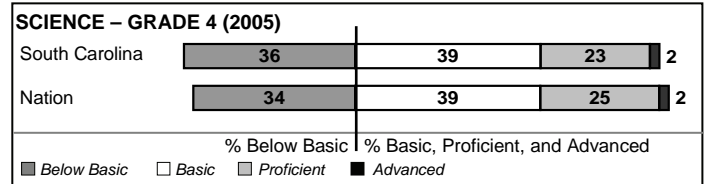

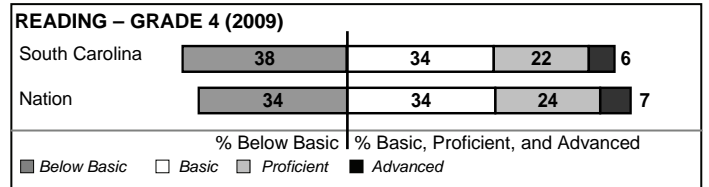
PASS PERFORMANCE

Our School
 Elementary Schools with Students Like Ours
 Elementary schools statewide



NAEP PERFORMANCE*

* Performance reported for SC and nation, data not available at school level. Percentages at NAEP Achievement Levels.



SC PERFORMANCE GOAL

2010 Goal:
 By 2010, SC's student achievement will be ranked in the top half of the states nationally. To achieve this goal, we must become one of the fastest improving systems in the country.

2020 Vision:
 By 2020 all students will graduate with the knowledge and skills necessary to compete successfully in the global economy, participate in a democratic society and contribute positively as members of families and communities.

Abbreviations Key

N/A Not Applicable N/AV Not Available N/C Not Collected N/R Not Reported I/S Insufficient Sample TBD To be determined

NI Newly Identified CSI Continuing School Improvement CA Corrective Action RP Plan to Restructure R Restructure DELAY School Improvement Status HOLD School Improvement Status

EAST COOPER MONTESSORI CHARTER [Charleston]

SCHOOL PROFILE

	Our School	Change from Last Year	Elementary Schools with Students Like Ours	Median Elementary School
Students (n=189)				
Retention rate	0.0%	Down from 2.9%	0.2%	1.2%
Attendance rate	96.8%	Up from 96.4%	96.9%	96.1%
Eligible for gifted and talented	53.3%	Up from 47.4%	37.1%	11.7%
With disabilities other than speech	3.8%	Down from 4.1%	4.7%	8.0%
Older than usual for grade	0.0%	Down from 0.6%	0.0%	0.4%
Out-of-school suspensions or expulsions for violent and/or criminal offenses	0.0%	No Change	0.0%	0.0%
Teachers (n=15)				
Teachers with advanced degrees	40.0%	Up from 35.3%	66.7%	60.5%
Continuing contract teachers	33.3%	Down from 41.2%	89.4%	84.6%
Teachers with emergency or provisional certificates	16.7%	Up from 12.5%	0.0%	0.0%
Teachers returning from previous year	66.7%	N/A	88.3%	87.0%
Teacher attendance rate	96.1%	Down from 100.0%	95.0%	95.4%
Average teacher salary*	\$44,186	Up 8.6%	\$50,420	\$47,288
Classes not taught by highly qualified teachers	24.3%	Up from 12.3%	0.0%	0.0%
Professional development days/teacher	5.2 days	Down from 11.6 days	9.0 days	10.5 days
School				
Principal's years at school	6.0	Up from 5.0	6.0	4.0
Student-teacher ratio in core subjects	18.5 to 1	Up from 18.4 to 1	20.4 to 1	19.2 to 1
Prime instructional time	92.6%	Down from 96.4%	93.6%	90.8%
Opportunities in the arts	Good	No Change	Good	Good
SACS accreditation	No	No Change	Yes	Yes
Parents attending conferences	98.5%	Down from 99.9%	100.0%	100.0%
Character development program	Excellent	No Change	Excellent	Excellent
Dollars spent per pupil**	\$9,644	Up 3.2%	\$7,689	\$7,548
Percent of expenditures for instruction**	58.0%	Down from 62.0%	67.9%	68.7%
Percent of expenditures for teacher salaries**	53.3%	Up from 43.8%	65.8%	65.1%
% of AYP objectives met	100.0%	No Change	100.0%	100.0%

* Length of contract = 185+ days.

** Prior year audited financial data available.

EVALUATION RESULTS

	Teachers	Students*	Parents*
Number of surveys returned	11	19	14
Percent satisfied with learning environment	100.0%	78.9%	100.0%
Percent satisfied with social and physical environment	100.0%	89.5%	92.9%
Percent satisfied with school-home relations	100.0%	89.5%	85.7%

*Only students at the highest elementary school grade level at this school and their parents were included.

REPORT OF PRINCIPAL AND SCHOOL IMPROVEMENT COUNCIL

Guided by the principles of Dr. Maria Montessori, ECMCS offers an authentic Montessori education to 1st – 8th grade students in the Charleston County public school system. Located in the beautiful walking community of l'On, the school and surrounding green spaces offer unique academic opportunities and cultural diversity in the arts. ECMCS is the only public charter school in South Carolina serving both elementary and middle school students.

The mission of ECMCS, in part, is to provide a rigorous Montessori education that guides children toward academic excellence and a lifelong love of learning. The school fulfills this aspect of its mission by offering an enriched cultural curriculum that incorporates and extends district, state, and national standards. Scientific and mathematical aptitudes, appreciation of history and timelines, literacy across disciplines, and the development of a student's humanity toward the local and global community are all part of the curriculum at ECMCS.

The second part of the school's mission is to encourage stewardship of the greater community. We achieve this in many ways. Starting in the first grade, every student devotes at least 20 hours to an individual community service project called the Yearlong Peace Project. Peace Pillows for Haiti, The Power of 11 Cents, food and clothing for local shelters, books for local hospitals, and Pennies for Peace are just a few of the many organizations to which our students volunteer their time. Parents generously served over 6,000 hours on the school board and committees, helping out in the classrooms, researching community resources to support the school, and more.

The consistent and professional leadership of the Governing Board and school administration remains a cornerstone of its success. ECMCS, like all public schools, received consecutive budget cuts throughout the year. Continuing to do more with less, our fiscal conservatism and financial planning allowed the school to avoid teacher furloughs or cuts to existing programs.

This year was filled with many significant accomplishments. ECMCS was again awarded the Palmetto Gold Award; hosted the first statewide professional development conference for Montessori educators; was the recipient of several successful grants; started a financial planning series for middle school students culminating in a weeklong internship; and created an innovative health and guidance program. The school's greatest success is its continued demand, as seen through our extensive waiting list that is the direct result of our dedication to student achievement.

Jody Swanigan, Principal
Sharon Massar, Governing Board Chair

Comprehensive detail, including definitions of ratings, performance criteria, and explanations of status, is available on www.ed.sc.gov and www.eoc.sc.gov as well as school and school district websites.

Printed versions are available from school districts upon request.

Abbreviations Key

N/A Not Applicable N/AV Not Available N/C Not Collected N/R Not Reported I/S Insufficient Sample TBD To be determined
NI Newly Identified CSI Continuing School Improvement CA Corrective Action RP Plan to Restructure R Restructure DELAY School Improvement Status HOLD School Improvement Status