



SC Annual School Report Card Summary

DRAYTON HALL ELEMENTARY
Charleston
Grades: PK-5 Enrollment: 827
Principal: John E. Cobb
Superintendent: Dr. Nancy J. McGinley
Board Chair: Mrs. Ruth Jordan

PERFORMANCE

Comprehensive detail, including definitions of ratings, performance criteria, and explanations of status, is available on www.ed.sc.gov and www.eoc.sc.gov as well as school and school district websites. Printed versions are available from school districts upon request.

YEAR	ABSOLUTE RATING	GROWTH RATING	PALMETTO GOLD AND SILVER AWARD		AYP STATUS	NCLB IMPROVEMENT STATUS
			General Performance	Closing the Gap		
2010	Excellent	Excellent	TBD	TBD	Met	N/A
2009	Excellent	Average	Gold	N/A	Met	N/A
2008	Good	Below Average	N/A	N/A	Met	N/A

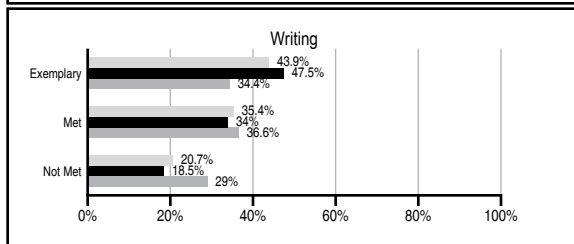
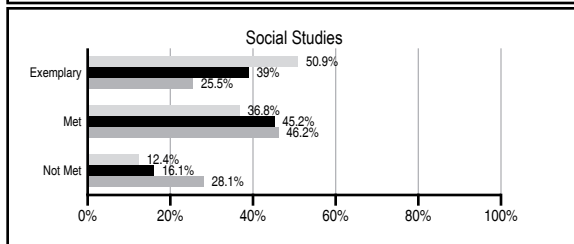
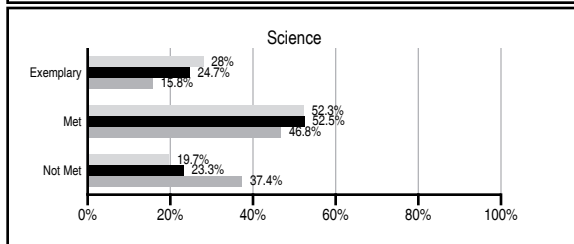
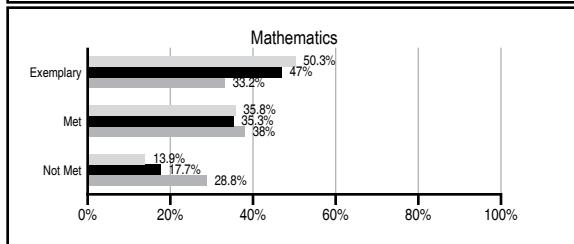
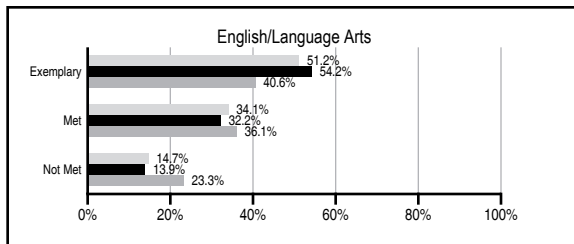
ABSOLUTE RATINGS OF ELEMENTARY SCHOOLS WITH STUDENTS LIKE OURS*

EXCELLENT	GOOD	AVERAGE	BELOW AVERAGE	AT-RISK
27	18	4	1	0

* Ratings are calculated with data available by 03/09/2011. Schools with Students Like Ours are Elementary Schools with Poverty Indices of no more than 5% above or below the index for this school.


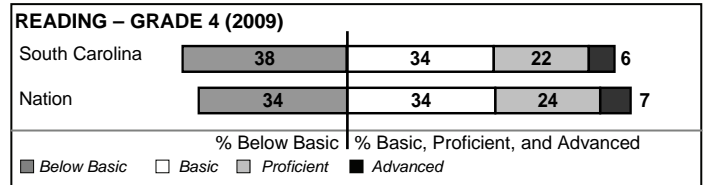
PASS PERFORMANCE

Our School
 Elementary Schools with Students Like Ours
 Elementary schools statewide



NAEP PERFORMANCE*

* Performance reported for SC and nation, data not available at school level. Percentages at NAEP Achievement Levels.



SC PERFORMANCE GOAL

2010 Goal:
 By 2010, SC's student achievement will be ranked in the top half of the states nationally. To achieve this goal, we must become one of the fastest improving systems in the country.

2020 Vision:
 By 2020 all students will graduate with the knowledge and skills necessary to compete successfully in the global economy, participate in a democratic society and contribute positively as members of families and communities.

Abbreviations Key

N/A Not Applicable N/AV Not Available N/C Not Collected N/R Not Reported I/S Insufficient Sample TBD To be determined

NI Newly Identified CSI Continuing School Improvement CA Corrective Action RP Plan to Restructure R Restructure DELAY School Improvement Status HOLD School Improvement Status

DRAYTON HALL ELEMENTARY [Charleston]

SCHOOL PROFILE

	Our School	Change from Last Year	Elementary Schools with Students Like Ours	Median Elementary School
Students (n=827)				
Retention rate	0.5%	Down from 0.9%	1.0%	1.2%
Attendance rate	96.0%	Down from 96.9%	96.5%	96.1%
Eligible for gifted and talented	16.0%	Up from 13.8%	19.5%	11.7%
With disabilities other than speech	1.4%	Down from 2.8%	7.9%	8.0%
Older than usual for grade	0.5%	No Change	0.2%	0.4%
Out-of-school suspensions or expulsions for violent and/or criminal offenses	0.1%	Down from 0.3%	0.0%	0.0%
Teachers (n=43)				
Teachers with advanced degrees	67.4%	Up from 59.1%	63.5%	60.5%
Continuing contract teachers	86.0%	Up from 79.5%	86.5%	84.6%
Teachers with emergency or provisional certificates	0.0%	No Change	0.0%	0.0%
Teachers returning from previous year	89.1%	Up from 85.1%	88.5%	87.0%
Teacher attendance rate	99.0%	Up from 95.9%	95.9%	95.4%
Average teacher salary*	\$47,968	Down 0.1%	\$48,568	\$47,288
Classes not taught by highly qualified teachers	0.5%	Down from 2.4%	0.0%	0.0%
Professional development days/teacher	7.4 days	Down from 8.3 days	10.4 days	10.5 days
School				
Principal's years at school	6.0	Up from 5.0	3.0	4.0
Student-teacher ratio in core subjects	23.4 to 1	Up from 21.4 to 1	20.6 to 1	19.2 to 1
Prime instructional time	94.9%	Up from 92.3%	92.3%	90.8%
Opportunities in the arts	Good	No Change	Good	Good
SACS accreditation	No	No Change	Yes	Yes
Parents attending conferences	100.0%	No Change	100.0%	100.0%
Character development program	Excellent	No Change	Excellent	Excellent
Dollars spent per pupil**	\$5,442	Down 6.4%	\$6,904	\$7,548
Percent of expenditures for instruction**	70.6%	Down from 72.2%	70.6%	68.7%
Percent of expenditures for teacher salaries**	68.4%	Down from 69.2%	67.8%	65.1%
% of AYP objectives met	100.0%	No Change	100.0%	100.0%

* Length of contract = 185+ days.

** Prior year audited financial data available.

EVALUATION RESULTS

	Teachers	Students*	Parents*
Number of surveys returned	31	94	39
Percent satisfied with learning environment	100.0%	90.0%	94.7%
Percent satisfied with social and physical environment	100.0%	88.9%	89.7%
Percent satisfied with school-home relations	100.0%	87.8%	87.2%

*Only students at the highest elementary school grade level at this school and their parents were included.

Comprehensive detail, including definitions of ratings, performance criteria, and explanations of status, is available on www.ed.sc.gov and www.eoc.sc.gov as well as school and school district websites.

Printed versions are available from school districts upon request.

REPORT OF PRINCIPAL AND SCHOOL IMPROVEMENT COUNCIL

A Message from our School Improvement Council: Drayton Hall Elementary School is part of the Charleston County School District. We are located in the West Ashley area of the City of Charleston. Our diverse Pre-K through 5th grade population of 832 students includes students from 12 different countries. Our highly qualified staff includes six National Board Certified Teachers and more than 60% advanced degree teachers. All staff members are committed to excellence through the reinforcement of a rigorous curriculum and high expectations for all students. Enrichment opportunities are provided through co-planning, co-teaching, and itinerant teachers to meet the individual needs of all of our students.

Drayton Hall Elementary uses state-of-the-art technology. All classes are equipped with an interactive SMARTboard and at least three computers with large display monitors. All students have the opportunity to participate in labs for music and computer instruction. The staff is continuously trained in the integration of technology in the curriculum. We have many faculty members who are technology instructors for district sponsored classes, which are available to all teachers in the district.

In addition, students benefit from data-driven instructional planning through the use of Measures of Academic Progress (MAP) tests.

At Drayton Hall Elementary, teachers actively participate in our PTA and 100% of our staff are members of our PTA. Our PTA remains very involved in school planning by supporting staff development, providing materials to support instruction, and rewarding students for their participation in the Reflections Program. Our PTA President is also a member of our School Improvement Council.

Drayton Hall was recognized by our constituent district for meeting Adequate Yearly Progress (AYP) for the past 6 years. We are a Red Carpet school, a state award that recognizes our commitment to customer service. Staff and students participate in activities throughout the year to promote a healthy lifestyle. We have been recognized twice by the state as a Healthy School in all 8 areas of the Healthy School Index. Our school-wide discipline model, Safety, Property, Order, Respect, and Task (SPORT), provides monthly recognition of good citizenship and creates a safe learning environment. Students have the opportunity to participate as members of the following groups: Tennis, Roarin' Recyclers Team, Drayton Hall Elementary Jumpers, Wee Deliver, Chorus, Reading Buddies, and our student produced Morning News Program. Students and staff participate in community service activities such as Pennies for Patients, Relay for Life, Red Ribbon Week (Say No to Drugs), and Jump Rope for Heart on a rotating basis. Fifth graders are involved in a number of school clubs designed just for them, which include: Jumpers, Running Club, Student Council, and Basketball. Drayton Hall also offers interactive before and after-school care in the Kaleidoscope Program.

A rigorous curriculum, collegiality, strong leadership, and clear goals with assessment define our success. At Drayton Hall Elementary School "Students Come First."

John Cobb, Principal
Kimberly Jones, School Improvement Council President

Abbreviations Key

N/A Not Applicable N/AV Not Available N/C Not Collected N/R Not Reported I/S Insufficient Sample TBD To be determined

NI Newly Identified CSI Continuing School Improvement CA Corrective Action RP Plan to Restructure R Restructure DELAY School Improvement Status HOLD School Improvement Status