



# SC Annual School Report Card Summary

**CHARLES PINCKNEY ELEMENTARY**  
**Charleston**  
**Grades: 3-5** Enrollment: 966  
**Principal: Leanne Sheppard**  
**Superintendent: Dr. Nancy J. McGinley**  
**Board Chair: Mrs. Ruth Jordan**

## PERFORMANCE

Comprehensive detail, including definitions of ratings, performance criteria, and explanations of status, is available on [www.ed.sc.gov](http://www.ed.sc.gov) and [www.eoc.sc.gov](http://www.eoc.sc.gov) as well as school and school district websites. Printed versions are available from school districts upon request.

YEAR	ABSOLUTE RATING	GROWTH RATING	PALMETTO GOLD AND SILVER AWARD		AYP STATUS	NCLB IMPROVEMENT STATUS
			General Performance	Closing the Gap		
2010	Excellent	Excellent	TBD	TBD	Met	N/A
2009	Excellent	Excellent	Gold	N/A	Met	N/A
2008	Excellent	Excellent	Gold	Silver	Met	N/A

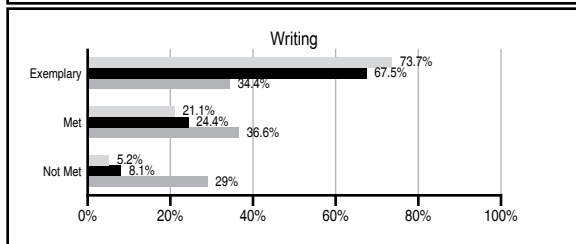
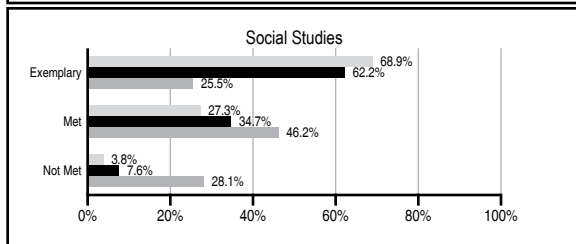
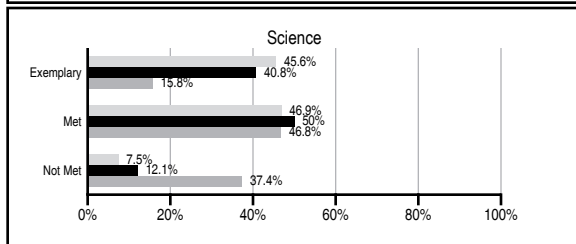
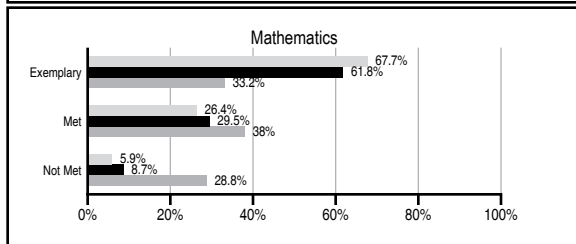
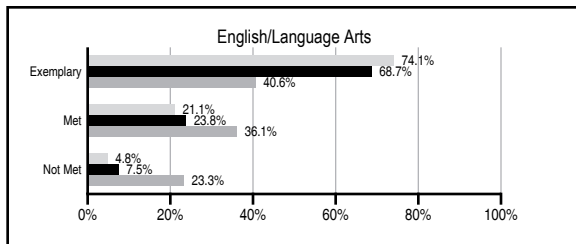
## ABSOLUTE RATINGS OF ELEMENTARY SCHOOLS WITH STUDENTS LIKE OURS\*

EXCELLENT	GOOD	AVERAGE	BELOW AVERAGE	AT-RISK
13	1	0	0	0

\* Ratings are calculated with data available by 03/09/2011. Schools with Students Like Ours are Elementary Schools with Poverty Indices of no more than 5% above or below the index for this school.

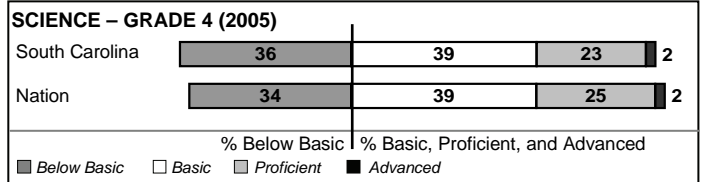

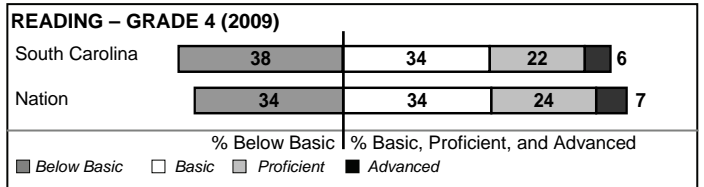
## PASS PERFORMANCE

Our School
  Elementary Schools with Students Like Ours
  Elementary schools statewide



## NAEP PERFORMANCE\*

\* Performance reported for SC and nation, data not available at school level. Percentages at NAEP Achievement Levels.



## SC PERFORMANCE GOAL

**2010 Goal:**  
 By 2010, SC's student achievement will be ranked in the top half of the states nationally. To achieve this goal, we must become one of the fastest improving systems in the country.

**2020 Vision:**  
 By 2020 all students will graduate with the knowledge and skills necessary to compete successfully in the global economy, participate in a democratic society and contribute positively as members of families and communities.

### Abbreviations Key

N/A Not Applicable N/AV Not Available N/C Not Collected N/R Not Reported I/S Insufficient Sample TBD To be determined

NI Newly Identified CSI Continuing School Improvement CA Corrective Action RP Plan to Restructure R Restructure DELAY School Improvement Status HOLD School Improvement Status

# CHARLES PINCKNEY ELEMENTARY [Charleston]

## SCHOOL PROFILE

	Our School	Change from Last Year	Elementary Schools with Students Like Ours	Median Elementary School
<b>Students (n=966)</b>				
Retention rate	0.3%	Down from 0.6%	0.3%	1.2%
Attendance rate	96.8%	Up from 96.7%	97.0%	96.1%
Eligible for gifted and talented	37.1%	Up from 33.7%	38.4%	11.7%
With disabilities other than speech	5.4%	Down from 5.5%	4.7%	8.0%
Older than usual for grade	0.5%	Up from 0.3%	0.0%	0.4%
Out-of-school suspensions or expulsions for violent and/or criminal offenses	0.0%	Down from 0.1%	0.0%	0.0%
<b>Teachers (n=48)</b>				
Teachers with advanced degrees	58.3%	Up from 53.8%	67.0%	60.5%
Continuing contract teachers	97.9%	Up from 82.7%	89.6%	84.6%
Teachers with emergency or provisional certificates	0.0%	Down from 2.0%	0.0%	0.0%
Teachers returning from previous year	91.3%	Down from 91.6%	88.6%	87.0%
Teacher attendance rate	98.5%	Up from 95.4%	95.1%	95.4%
Average teacher salary*	\$45,671	Up 2.9%	\$50,257	\$47,288
Classes not taught by highly qualified teachers	0.0%	No Change	0.0%	0.0%
Professional development days/teacher	5.6 days	Down from 8.7 days	8.4 days	10.5 days
<b>School</b>				
Principal's years at school	6.0	Up from 5.0	6.0	4.0
Student-teacher ratio in core subjects	26.8 to 1	Up from 24.5 to 1	20.7 to 1	19.2 to 1
Prime instructional time	95.2%	Up from 91.7%	93.7%	90.8%
Opportunities in the arts	Good	No Change	Good	Good
SACS accreditation	No	No Change	Yes	Yes
Parents attending conferences	100.0%	No Change	100.0%	100.0%
Character development program	Excellent	No Change	Excellent	Excellent
Dollars spent per pupil**	\$5,228	Down 6.8%	\$7,893	\$7,548
Percent of expenditures for instruction**	65.7%	Up from 63.7%	67.2%	68.7%
Percent of expenditures for teacher salaries**	63.2%	Up from 60.2%	65.8%	65.1%
% of AYP objectives met	100.0%	No Change	100.0%	100.0%

\* Length of contract = 185+ days.

\*\* Prior year audited financial data available.

## EVALUATION RESULTS

	Teachers	Students*	Parents*
Number of surveys returned	53	323	162
Percent satisfied with learning environment	98.1%	99.1%	98.1%
Percent satisfied with social and physical environment	98.1%	95.0%	100.0%
Percent satisfied with school-home relations	98.0%	97.8%	98.8%

\*Only students at the highest elementary school grade level at this school and their parents were included.

Comprehensive detail, including definitions of ratings, performance criteria, and explanations of status, is available on [www.ed.sc.gov](http://www.ed.sc.gov) and [www.eoc.sc.gov](http://www.eoc.sc.gov) as well as school and school district websites.

Printed versions are available from school districts upon request.

## REPORT OF PRINCIPAL AND SCHOOL IMPROVEMENT COUNCIL

Excellence is not only our standard at Charles Pinckney Elementary School; it is a state of mind and an expectation of the community we serve. Our school is part of a three-school campus, nestled within 100 acres of land and surrounded by woodlands. The school serves 996 students in grades 3-5. Though we have celebrated many successes over the past ten years, we are most proud of our school's recent nomination for the National Blue Ribbon Award. At Pinckney Elementary, our mission is to provide each student with an extensive range of educational opportunities in a nurturing environment. The staff and faculty, in partnership with families, ensure a healthy balance of rigorous instruction, extracurricular activities, and social opportunities for our students. Our mission is carried out daily by our exceptional faculty and staff; fifteen of our teachers are National Board Certified.

Providing an extensive range of educational opportunities ensures that each child's educational needs will be met. This philosophy is the driving force among Pinckney's highly motivated team and is evident through the assortment of rigorous learning opportunities offered at our school, such as: single gender education, flexible grouping, and differentiated instruction. Because it is our belief that all children can and will learn, the faculty and staff at Pinckney Elementary further promote multiple learning opportunities through the arts. Teachers frequently infuse the arts within the regular curriculum. Acting, dancing, and miming are commonly spotted within our classrooms to further enhance learning and retention. Teachers employ research-based instructional methods daily to make sure every child has an opportunity to serve as an active participant in our learning community.

Pinckney Elementary values its partnerships with its parents and community members as a reciprocal process. Our community, families, faculty, and staff are committed to high-quality education. Pinckney partnerships are vital to the school's success. Our PTO pioneered a technology drive, which outfitted every class with a SMARTboard. In addition, community members frequently volunteer to serve as guest readers and speakers. Our school also sponsors a team for the Buddy Walk, which raises money for Down Syndrome research. We have yearly participation in the Relay for Life, Christmas Commandos, Pennies for Patients, and a pajama drive for a local orphanage.

At Pinckney, we understand the importance of balancing a rigorous curriculum with extracurricular activities and social opportunities for our students. Students have a variety of extracurricular activities from which to choose, including the Chess Club, Student Council, the Ecology Club, Percussion Ensemble, Drama Club, girls' and boys' basketball teams, and "Writer's Cramp Club." Social opportunities are numerous as well. Throughout the year, parents, students, and staff members enjoy The Harvest Ball, the Oyster Roast, the Festival of Books, Family Reading Night, Art Night, and Family Math and Science Night.

Pinckney's persistent pledge to excellence has and will continue to develop productive, responsible citizens, and life-long learners.

Leanne Sheppard, Principal  
Bridgette Marques, SIC Chairperson

### Abbreviations Key

N/A Not Applicable N/AV Not Available N/C Not Collected N/R Not Reported I/S Insufficient Sample TBD To be determined

NI Newly Identified CSI Continuing School Improvement CA Corrective Action RP Plan to Restructure R Restructure DELAY School Improvement Status HOLD School Improvement Status