



SC Annual School Report Card Summary

CHARLESTON PROGRESSIVE
Charleston
Grades: PK-6 Enrollment: 278
Principal: Wanda Wright-Sheats
Superintendent: Dr. Nancy J. McGinley
Board Chair: Mrs. Ruth Jordan

PERFORMANCE

Comprehensive detail, including definitions of ratings, performance criteria, and explanations of status, is available on www.ed.sc.gov and www.eoc.sc.gov as well as school and school district websites. Printed versions are available from school districts upon request.

YEAR	ABSOLUTE RATING	GROWTH RATING	PALMETTO GOLD AND SILVER AWARD		AYP STATUS	NCLB IMPROVEMENT STATUS
			General Performance	Closing the Gap		
2010	Average	Excellent	TBD	TBD	Met	N/A
2009	Average	Good	Silver	N/A	Met	NI-DELAY
2008	Average	At-Risk	N/A	N/A	Not Met	NI

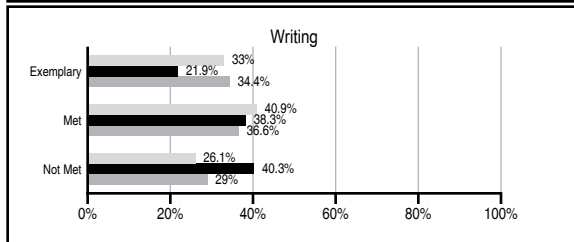
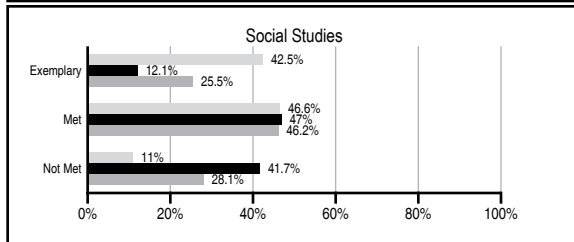
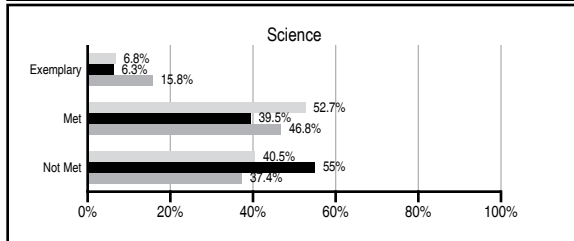
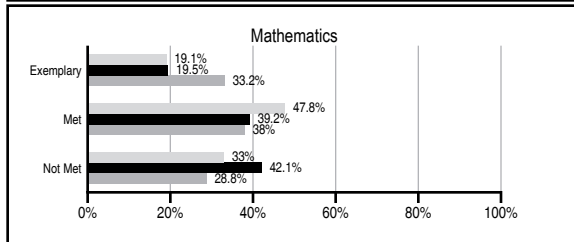
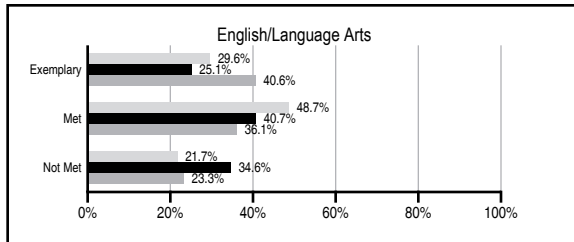
ABSOLUTE RATINGS OF ELEMENTARY SCHOOLS WITH STUDENTS LIKE OURS*

EXCELLENT	GOOD	AVERAGE	BELOW AVERAGE	AT-RISK
0	4	85	58	23

* Ratings are calculated with data available by 03/09/2011. Schools with Students Like Ours are Elementary Schools with Poverty Indices of no more than 5% above or below the index for this school.

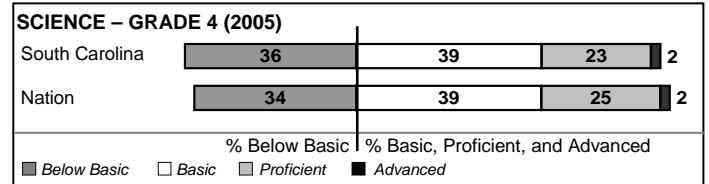

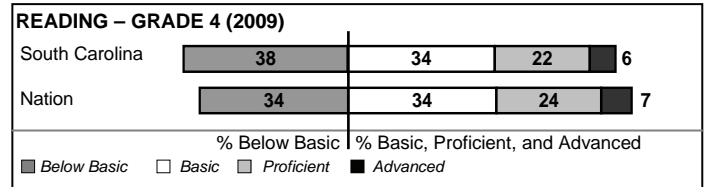
PASS PERFORMANCE

Our School
 Elementary Schools with Students Like Ours
 Elementary schools statewide



NAEP PERFORMANCE*

* Performance reported for SC and nation, data not available at school level. Percentages at NAEP Achievement Levels.



SC PERFORMANCE GOAL

2010 Goal:
 By 2010, SC's student achievement will be ranked in the top half of the states nationally. To achieve this goal, we must become one of the fastest improving systems in the country.

2020 Vision:
 By 2020 all students will graduate with the knowledge and skills necessary to compete successfully in the global economy, participate in a democratic society and contribute positively as members of families and communities.

Abbreviations Key

N/A Not Applicable N/AV Not Available N/C Not Collected N/R Not Reported I/S Insufficient Sample TBD To be determined

NI Newly Identified CSI Continuing School Improvement CA Corrective Action RP Plan to Restructure R Restructure DELAY School Improvement Status HOLD School Improvement Status

CHARLESTON PROGRESSIVE [Charleston]

SCHOOL PROFILE

	Our School	Change from Last Year	Elementary Schools with Students Like Ours	Median Elementary School
Students (n=278)				
Retention rate	1.3%	Up from 0.4%	1.4%	1.2%
Attendance rate	96.2%	Down from 96.5%	95.9%	96.1%
Eligible for gifted and talented	5.7%	Down from 10.3%	4.6%	11.7%
With disabilities other than speech	2.1%	Down from 6.3%	8.4%	8.0%
Older than usual for grade	0.0%	No Change	0.8%	0.4%
Out-of-school suspensions or expulsions for violent and/or criminal offenses	1.1%	Down from 3.5%	0.0%	0.0%
Teachers (n=24)				
Teachers with advanced degrees	45.8%	Down from 50.0%	60.0%	60.5%
Continuing contract teachers	87.5%	No Change	79.1%	84.6%
Teachers with emergency or provisional certificates	0.0%	Down from 4.3%	0.0%	0.0%
Teachers returning from previous year	81.4%	Down from 86.7%	83.4%	87.0%
Teacher attendance rate	99.7%	Up from 93.4%	95.4%	95.4%
Average teacher salary*	\$47,971	Down 2.3%	\$45,504	\$47,288
Classes not taught by highly qualified teachers	3.2%	Down from 6.2%	0.0%	0.0%
Professional development days/teacher	10.6 days	Up from 8.7 days	10.6 days	10.5 days
School				
Principal's years at school	5.0	Up from 4.0	3.0	4.0
Student-teacher ratio in core subjects	15.7 to 1	Up from 15.5 to 1	17.1 to 1	19.2 to 1
Prime instructional time	95.8%	Up from 89.3%	90.4%	90.8%
Opportunities in the arts	Good	No Change	Good	Good
SACS accreditation	No	No Change	Yes	Yes
Parents attending conferences	100.0%	Up from 99.5%	100.0%	100.0%
Character development program	Excellent	No Change	Excellent	Excellent
Dollars spent per pupil**	\$11,409	Up 5.9%	\$8,688	\$7,548
Percent of expenditures for instruction**	65.2%	Down from 66.8%	68.1%	68.7%
Percent of expenditures for teacher salaries**	54.8%	Down from 59.8%	62.5%	65.1%
% of AYP objectives met	100.0%	No Change	100.0%	100.0%

* Length of contract = 185+ days.

** Prior year audited financial data available.

EVALUATION RESULTS

	Teachers	Students*	Parents*
Number of surveys returned	9	23	16
Percent satisfied with learning environment	100.0%	81.8%	68.8%
Percent satisfied with social and physical environment	100.0%	91.3%	87.5%
Percent satisfied with school-home relations	88.9%	82.6%	62.5%

*Only students at the highest elementary school grade level at this school and their parents were included.

REPORT OF PRINCIPAL AND SCHOOL IMPROVEMENT COUNCIL

Charleston Progressive Academy (CPA) is a Title I county-wide magnet school focusing on fitness and leadership. The grade configuration is pre-kindergarten through sixth, with 280 students. Every teacher and teacher assistant is highly qualified as specified under No Child Left Behind.

For the second year, CPA's instructional focus has been literacy. Professional development, student and teacher incentives all focused on literacy improvement. CPA has much to be proud of this year: achieving AYP, being a 2009 Palmetto Silver Award Winner, receiving the community of Readers School Wide Award, and being featured by SC Education Television for its efforts in improving the health of our students through our fitness program.

To meet the learning needs and many levels of our students, we continued RIT/Study Skills learning groups. Other interventions used were computerized instructional programs, after/before school, Saturday tutorial programs, and infusion of literacy throughout the related arts subjects.

Students received several academic, art, and sport accolades based upon training and instruction received at CPA. Recognitions include: the National Pan-Hellenic Council Oratorical Contest, Spelling Bee finalist, Trident Basketball Association League, Cities Clean Sweep Can Design, and a sponsorship from the Afterschool Alliance Board to Washington, DC for writing and performing music. It is our mission to empower our students to become productive and responsible citizens and leaders through an engaging academic curriculum and enriching learning experiences. Continuous support from faculty, staff, parents, and the community enables us to achieve our mission.

Although Charleston Progressive Academy has some challenges, they are limited. Getting parents actively involved and increasing our partnerships are still two of our goals. We have increased the interaction with parents and the community by employing a part-time Parent Educator and re-establishing our PTA. Parents have taken the lead in reestablishing the PTA, and we are confident that we are headed in the right direction to engage all parents. Our Parent Educator increased our partnerships with community, faith-based, and educational partners. Finally, we want to direct some of our focus in math and science, particularly in grades four through six. We will emphasize integrating literacy in science in grades five and six by setting our professional development plans to include current best practices in math.

Wanda Wright-Sheats, Principal
Lonnie Hamilton III, SIC Chair

Comprehensive detail, including definitions of ratings, performance criteria, and explanations of status, is available on www.ed.sc.gov and www.eoc.sc.gov as well as school and school district websites.

Printed versions are available from school districts upon request.

Abbreviations Key

N/A Not Applicable N/AV Not Available N/C Not Collected N/R Not Reported I/S Insufficient Sample TBD To be determined
NI Newly Identified CSI Continuing School Improvement CA Corrective Action RP Plan to Restructure R Restructure DELAY School Improvement Status HOLD School Improvement Status