



SC Annual School Report Card Summary

MT. ZION ELEMENTARY
Charleston
Grades: PK-5 Enrollment: 247
Principal: Deborah Fordham
Superintendent: Dr. Nancy J. McGinley
Board Chair: Mrs. Ruth Jordan

PERFORMANCE

Comprehensive detail, including definitions of ratings, performance criteria, and explanations of status, is available on www.ed.sc.gov and www.eoc.sc.gov as well as school and school district websites. Printed versions are available from school districts upon request.

YEAR	ABSOLUTE RATING	GROWTH RATING	PALMETTO GOLD AND SILVER AWARD		AYP STATUS	NCLB IMPROVEMENT STATUS
			General Performance	Closing the Gap		
2010	Average	Excellent	TBD	TBD	Met	N/A
2009	Average	Average	N/A	N/A	Met	N/A
2008	Average	At-Risk	N/A	Silver	Not Met	N/A

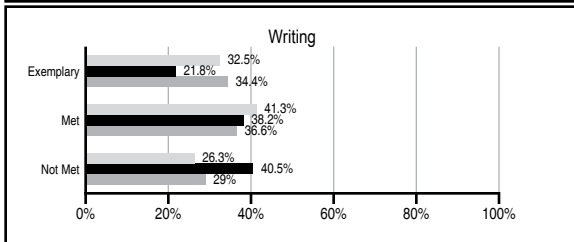
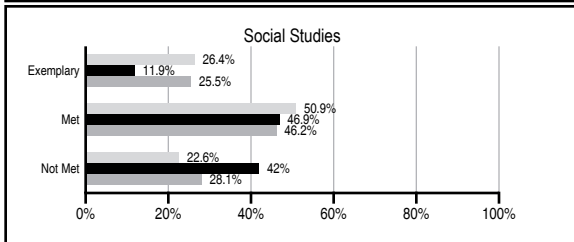
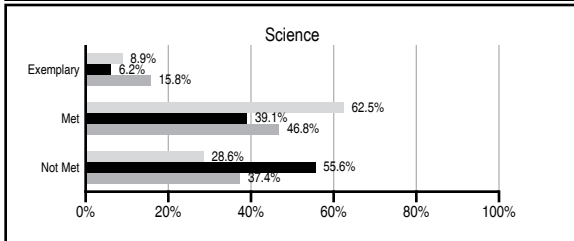
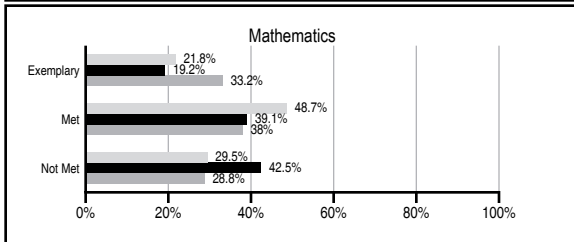
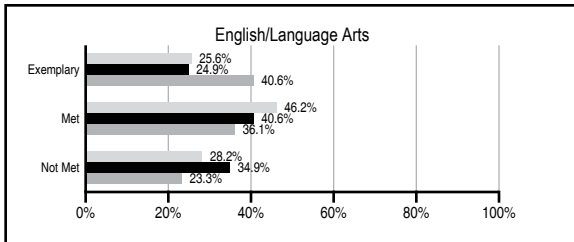
ABSOLUTE RATINGS OF ELEMENTARY SCHOOLS WITH STUDENTS LIKE OURS*

EXCELLENT	GOOD	AVERAGE	BELOW AVERAGE	AT-RISK
0	4	78	56	23

* Ratings are calculated with data available by 03/09/2011. Schools with Students Like Ours are Elementary Schools with Poverty Indices of no more than 5% above or below the index for this school.


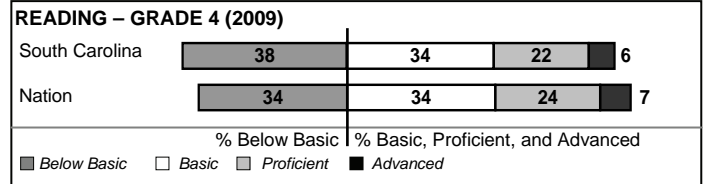
PASS PERFORMANCE

Our School
 Elementary Schools with Students Like Ours
 Elementary schools statewide



NAEP PERFORMANCE*

* Performance reported for SC and nation, data not available at school level. Percentages at NAEP Achievement Levels.



SC PERFORMANCE GOAL

2010 Goal:
 By 2010, SC's student achievement will be ranked in the top half of the states nationally. To achieve this goal, we must become one of the fastest improving systems in the country.

2020 Vision:
 By 2020 all students will graduate with the knowledge and skills necessary to compete successfully in the global economy, participate in a democratic society and contribute positively as members of families and communities.

Abbreviations Key

N/A Not Applicable N/AV Not Available N/C Not Collected N/R Not Reported I/S Insufficient Sample TBD To be determined

NI Newly Identified CSI Continuing School Improvement CA Corrective Action RP Plan to Restructure R Restructure DELAY School Improvement Status HOLD School Improvement Status

MT. ZION ELEMENTARY [Charleston]

SCHOOL PROFILE

	Our School	Change from Last Year	Elementary Schools with Students Like Ours	Median Elementary School
Students (n=247)				
Retention rate	1.0%	Down from 1.1%	1.5%	1.2%
Attendance rate	95.9%	Down from 96.3%	95.9%	96.1%
Eligible for gifted and talented	4.4%	Down from 6.0%	4.3%	11.7%
With disabilities other than speech	6.6%	Up from 2.6%	8.4%	8.0%
Older than usual for grade	1.2%	Up from 0.7%	0.8%	0.4%
Out-of-school suspensions or expulsions for violent and/or criminal offenses	0.8%	Up from 0.5%	0.0%	0.0%
Teachers (n=19)				
Teachers with advanced degrees	36.8%	Down from 38.9%	60.0%	60.5%
Continuing contract teachers	63.2%	Up from 55.6%	78.9%	84.6%
Teachers with emergency or provisional certificates	0.0%	No Change	0.0%	0.0%
Teachers returning from previous year	87.5%	Up from 73.0%	83.4%	87.0%
Teacher attendance rate	96.5%	Up from 95.1%	95.4%	95.4%
Average teacher salary*	\$42,126	Up 6.4%	\$45,509	\$47,288
Classes not taught by highly qualified teachers	4.8%	Down from 5.2%	0.0%	0.0%
Professional development days/teacher	10.2 days	Up from 6.7 days	10.7 days	10.5 days
School				
Principal's years at school	5.0	Up from 4.0	3.0	4.0
Student-teacher ratio in core subjects	19.0 to 1	Down from 21.3 to 1	17.2 to 1	19.2 to 1
Prime instructional time	92.1%	Up from 91.0%	90.4%	90.8%
Opportunities in the arts	Good	No Change	Good	Good
SACS accreditation	No	No Change	Yes	Yes
Parents attending conferences	100.0%	Up from 99.9%	100.0%	100.0%
Character development program	Excellent	No Change	Excellent	Excellent
Dollars spent per pupil**	\$8,548	Down 16.7%	\$8,762	\$7,548
Percent of expenditures for instruction**	63.0%	Up from 58.3%	68.1%	68.7%
Percent of expenditures for teacher salaries**	60.0%	Up from 52.7%	62.5%	65.1%
% of AYP objectives met	100.0%	No Change	100.0%	100.0%

* Length of contract = 185+ days.

** Prior year audited financial data available.

EVALUATION RESULTS

	Teachers	Students*	Parents*
Number of surveys returned	5	24	12
Percent satisfied with learning environment	80.0%	91.7%	75.0%
Percent satisfied with social and physical environment	60.0%	91.7%	91.7%
Percent satisfied with school-home relations	40.0%	91.7%	91.7%

*Only students at the highest elementary school grade level at this school and their parents were included.

REPORT OF PRINCIPAL AND SCHOOL IMPROVEMENT COUNCIL

The mission of Mt. Zion Elementary School, working in partnership with students, staff, parents, and the community, is to ensure that all students are provided a high quality education through a curriculum that utilizes approaches based on content advancement, analysis of abstract themes or concepts, development of complex thinking processes, and transformation of learning into creative products.

This mission drives the decisions made about all facets of the programs offered at our school. We make every effort to reach students where they are, while requiring them to reach higher and dig deeper.

This year, in an effort to develop our students' minds, bodies, and spirits, our school participated in "Arts to Go" through the Gibbes Museum of Art. Students were taught by an artist hired by the Gibbes and took several trips to the museum throughout the year to view exhibits from which their lessons were planned. It was very successful, and we plan to expand the program next year.

We invite our entire school community to join us in achieving our mission. You are invited to visit, get involved, and to help us make a difference in the lives of our future leaders of America.

Deborah Fordham, Principal
Anthony Frasier, School Improvement Council Chair

Comprehensive detail, including definitions of ratings, performance criteria, and explanations of status, is available on www.ed.sc.gov and www.eoc.sc.gov as well as school and school district websites.

Printed versions are available from school districts upon request.

Abbreviations Key

N/A Not Applicable N/AV Not Available N/C Not Collected N/R Not Reported I/S Insufficient Sample TBD To be determined

NI Newly Identified CSI Continuing School Improvement CA Corrective Action RP Plan to Restructure R Restructure DELAY School Improvement Status HOLD School Improvement Status