



SC Annual School Report Card Summary

BUIST ACADEMY
Charleston
Grades: K-8 Enrollment: 398
Principal: Sallie L. Ballard
Superintendent: Dr. Nancy J. McGinley
Board Chair: Mrs. Ruth Jordan

PERFORMANCE

Comprehensive detail, including definitions of ratings, performance criteria, and explanations of status, is available on www.ed.sc.gov and www.eoc.sc.gov as well as school and school district websites. Printed versions are available from school districts upon request.

YEAR	ABSOLUTE RATING	GROWTH RATING	PALMETTO GOLD AND SILVER AWARD		AYP STATUS	NCLB IMPROVEMENT STATUS
			General Performance	Closing the Gap		
2010	Excellent	Excellent	TBD	TBD	Met	N/A
2009	Excellent	Excellent	Gold	Gold	Met	N/A
2008	Excellent	Good	Gold	Gold	Met	N/A

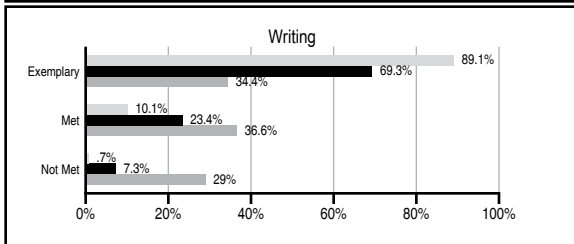
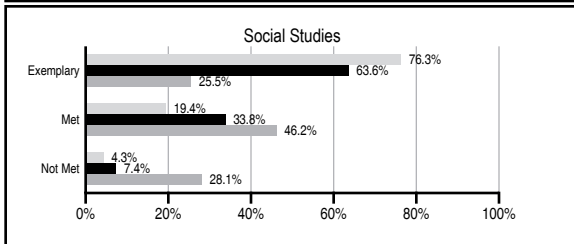
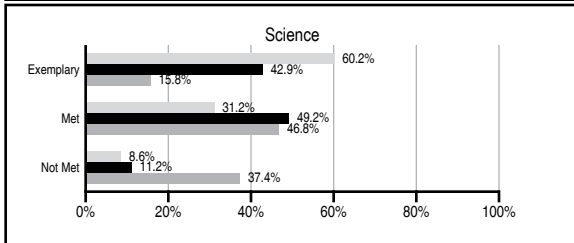
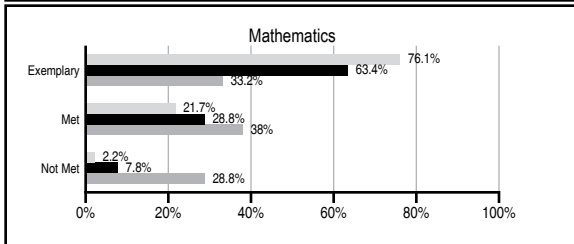
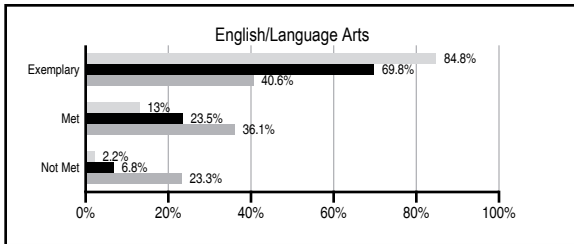
ABSOLUTE RATINGS OF ELEMENTARY SCHOOLS WITH STUDENTS LIKE OURS*

EXCELLENT	GOOD	AVERAGE	BELOW AVERAGE	AT-RISK
12	1	0	0	0

* Ratings are calculated with data available by 03/09/2011. Schools with Students Like Ours are Elementary Schools with Poverty Indices of no more than 5% above or below the index for this school.



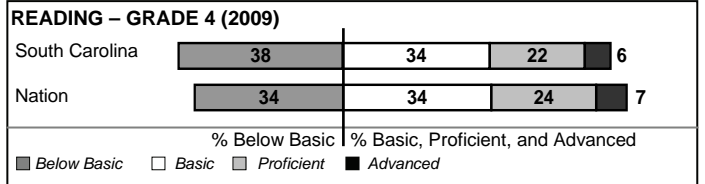
PASS PERFORMANCE

Our School
 Elementary Schools with Students Like Ours
 Elementary schools statewide



NAEP PERFORMANCE*

* Performance reported for SC and nation, data not available at school level. Percentages at NAEP Achievement Levels.



SC PERFORMANCE GOAL

2010 Goal:
 By 2010, SC's student achievement will be ranked in the top half of the states nationally. To achieve this goal, we must become one of the fastest improving systems in the country.

2020 Vision:
 By 2020 all students will graduate with the knowledge and skills necessary to compete successfully in the global economy, participate in a democratic society and contribute positively as members of families and communities.

Abbreviations Key

N/A Not Applicable N/AV Not Available N/C Not Collected N/R Not Reported I/S Insufficient Sample TBD To be determined
 NI Newly Identified CSI Continuing School Improvement CA Corrective Action RP Plan to Restructure R Restructure DELAY School Improvement Status HOLD School Improvement Status

BUIST ACADEMY [Charleston]

SCHOOL PROFILE

	Our School	Change from Last Year	Elementary Schools with Students Like Ours	Median Elementary School
Students (n=398)				
Retention rate	0.0%	No Change	0.2%	1.2%
Attendance rate	96.8%	Down from 97.2%	96.8%	96.1%
Eligible for gifted and talented	73.8%	Up from 69.6%	39.7%	11.7%
With disabilities other than speech	1.5%	Down from 1.7%	4.7%	8.0%
Older than usual for grade	0.0%	No Change	0.0%	0.4%
Out-of-school suspensions or expulsions for violent and/or criminal offenses	0.0%	No Change	0.0%	0.0%
Teachers (n=30)				
Teachers with advanced degrees	80.0%	Down from 80.6%	64.7%	60.5%
Continuing contract teachers	93.3%	Down from 93.5%	89.7%	84.6%
Teachers with emergency or provisional certificates	3.4%	Up from 0.0%	0.0%	0.0%
Teachers returning from previous year	85.6%	Up from 78.9%	88.3%	87.0%
Teacher attendance rate	95.0%	Up from 93.2%	95.8%	95.4%
Average teacher salary*	\$50,896	Down 2.8%	\$50,081	\$47,288
Classes not taught by highly qualified teachers	0.0%	No Change	0.0%	0.0%
Professional development days/teacher	6.1 days	Down from 8.3 days	7.7 days	10.5 days
School				
Principal's years at school	9.0	Up from 8.0	6.0	4.0
Student-teacher ratio in core subjects	12.8 to 1	Down from 13.1 to 1	20.9 to 1	19.2 to 1
Prime instructional time	91.3%	Up from 89.7%	93.6%	90.8%
Opportunities in the arts	Good	No Change	Good	Good
SACS accreditation	No	No Change	Yes	Yes
Parents attending conferences	100.0%	No Change	100.0%	100.0%
Character development program	Excellent	No Change	Excellent	Excellent
Dollars spent per pupil**	\$8,433	Up 3.2%	\$7,689	\$7,548
Percent of expenditures for instruction**	68.5%	Up from 68.0%	67.9%	68.7%
Percent of expenditures for teacher salaries**	67.1%	Up from 66.2%	65.8%	65.1%
% of AYP objectives met	100.0%	No Change	100.0%	100.0%

* Length of contract = 185+ days.

** Prior year audited financial data available.

EVALUATION RESULTS

	Teachers	Students*	Parents*
Number of surveys returned	25	48	50
Percent satisfied with learning environment	96.0%	95.8%	93.8%
Percent satisfied with social and physical environment	92.0%	97.9%	88.0%
Percent satisfied with school-home relations	92.0%	93.8%	89.8%

*Only students at the highest elementary school grade level at this school and their parents were included.

Comprehensive detail, including definitions of ratings, performance criteria, and explanations of status, is available on www.ed.sc.gov and www.eoc.sc.gov as well as school and school district websites.

Printed versions are available from school districts upon request.

REPORT OF PRINCIPAL AND SCHOOL IMPROVEMENT COUNCIL

Our 25th year began with the full array of Buist traditions: new parent orientation, tours for new students, back-to-school night, and the Middle School Book Symposium. This year, students and parents read *Climbing the Stairs*. Buist was fortunate to have the author, Dr. Padma Venkatraman, as the keynote speaker. The Board Room at 75 Calhoun Street was filled to capacity. Many visitors from the Indian community joined us for the event. The following day, Dr. Venkatraman met with student groups to further discuss the novel and its historical setting. Middle School teachers worked untiringly throughout the fall to prepare for the Middle Years Programme (MYP) authorization visit from the International Baccalaureate Organization in February. The results of the evaluation will be known in August 2010. As part of the MYP, eighth graders developed year-long Personal Projects for the first time. The purpose of the Personal Project is for students to explore a topic they are passionate about and to create a project which reflects their ability to plan, organize, and present to their peers and members of the community of Charleston. Projects included the design of a small park in North Charleston on a vacant lot, a literacy campaign that provided 2,000 books to a Title I school, and the creation of a web page for middle school students discussing safety issues of cell phone use. Projects were presented in the final House meetings of the year. The House system continued to develop over the year with the 7th grade students taking on leadership roles. They met monthly with the advisors to plan the agenda for the meetings. While teachers on the upper floors prepared for the authorization visit, the faculty for K through 5 prepared for their first evaluation visit for the Primary Years Programme of IB in May. The results will be reported in September. Buist received an Excellent Absolute rating on the state report card for the elementary and middle schools. The Improvement rating for both was also Excellent. The Palmetto Gold Award was earned for continuing to make progress toward the state standards set for 2011. In addition, the school was recognized for the eighth consecutive year by the South Carolina Education Oversight Committee for continuing to close the achievement gap in historically underachieving groups of students. For federal Adequate Yearly Progress (AYP), the school met 100% of the objectives. Twenty-eight eighth graders qualified as Junior Scholars based on their PSAT scores. Eleven seventh grade students were recognized by the Duke Talent Identification Program at the state level. We had one "grand" winner. Outreach to the community continued, with the Beta Club conducting their annual food drive during the winter and the Houses collecting toiletries and books for homeless children. In the fall the CCSD Board of Trustees commissioned four engineering firms to conduct seismic evaluations of four downtown schools, including Buist. The results indicated a need to relocate the schools temporarily while rebuilding is undertaken. Buist is scheduled to move to Wando South in Mt. Pleasant during the summer, with a projected return date to Calhoun Street in 2013. Parent support and involvement remained high during the year, with 238 volunteers spending time inside and outside the building working with students and teachers. The PTA held the Fall Festival in November, and the Buist Foundation had a successful Auction in the spring. The School Improvement Council has been diligent in keeping parents informed on the relocation of the school. Sallie L. Ballard, Principal
Claire P. Curtis, SIC Chair

Abbreviations Key

N/A Not Applicable N/AV Not Available N/C Not Collected N/R Not Reported I/S Insufficient Sample TBD To be determined

NI Newly Identified CSI Continuing School Improvement CA Corrective Action RP Plan to Restructure R Restructure DELAY School Improvement Status HOLD School Improvement Status