



SC Annual School Report Card Summary

MAMIE WHITESIDES ELEMENTARY
Charleston
Grades: PK-5 Enrollment: 628
Principal: Lona Pounder
Superintendent: Dr. Nancy J. McGinley
Board Chair: Mrs. Ruth Jordan

PERFORMANCE

Comprehensive detail, including definitions of ratings, performance criteria, and explanations of status, is available on www.ed.sc.gov and www.eoc.sc.gov as well as school and school district websites. Printed versions are available from school districts upon request.

YEAR	ABSOLUTE RATING	GROWTH RATING	PALMETTO GOLD AND SILVER AWARD		AYP STATUS	NCLB IMPROVEMENT STATUS
			General Performance	Closing the Gap		
2010	Excellent	Excellent	TBD	TBD	Met	N/A
2009	Excellent	Excellent	Gold	Silver	Met	N/A
2008	Excellent	Below Average	N/A	Silver	Met	N/A

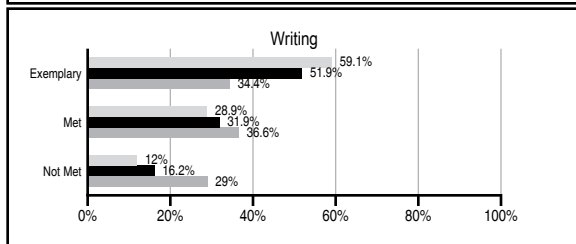
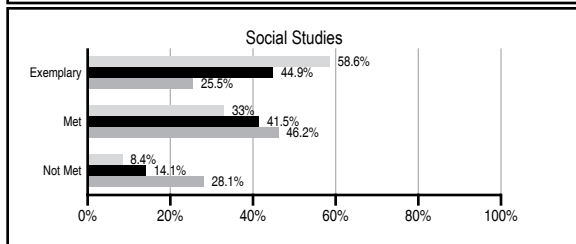
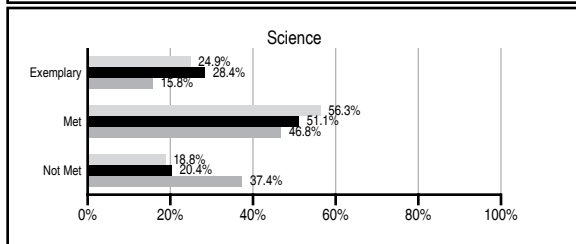
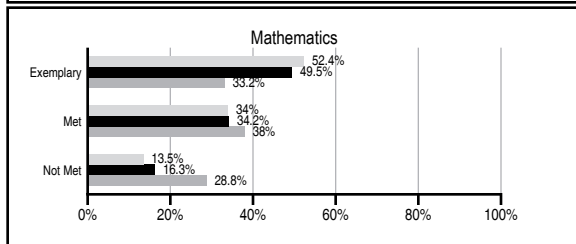
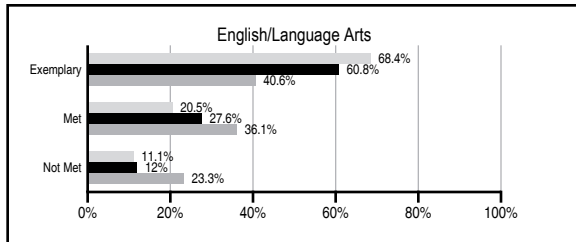
ABSOLUTE RATINGS OF ELEMENTARY SCHOOLS WITH STUDENTS LIKE OURS*

EXCELLENT	GOOD	AVERAGE	BELOW AVERAGE	AT-RISK
22	3	2	0	0

* Ratings are calculated with data available by 03/09/2011. Schools with Students Like Ours are Elementary Schools with Poverty Indices of no more than 5% above or below the index for this school.

PASS PERFORMANCE

Our School
 Elementary Schools with Students Like Ours
 Elementary schools statewide



NAEP PERFORMANCE*

* Performance reported for SC and nation, data not available at school level. Percentages at NAEP Achievement Levels.



SC PERFORMANCE GOAL

2010 Goal:
 By 2010, SC's student achievement will be ranked in the top half of the states nationally. To achieve this goal, we must become one of the fastest improving systems in the country.

2020 Vision:
 By 2020 all students will graduate with the knowledge and skills necessary to compete successfully in the global economy, participate in a democratic society and contribute positively as members of families and communities.

Abbreviations Key

N/A Not Applicable N/AV Not Available N/C Not Collected N/R Not Reported I/S Insufficient Sample TBD To be determined

NI Newly Identified CSI Continuing School Improvement CA Corrective Action RP Plan to Restructure R Restructure DELAY School Improvement Status HOLD School Improvement Status

MAMIE WHITESIDES ELEMENTARY [Charleston]

SCHOOL PROFILE

	Our School	Change from Last Year	Elementary Schools with Students Like Ours	Median Elementary School
Students (n=628)				
Retention rate	0.4%	Down from 1.1%	0.7%	1.2%
Attendance rate	95.7%	Down from 96.0%	96.4%	96.1%
Eligible for gifted and talented	29.3%	Up from 28.0%	21.7%	11.7%
With disabilities other than speech	5.6%	Up from 5.4%	5.6%	8.0%
Older than usual for grade	0.4%	Down from 0.6%	0.3%	0.4%
Out-of-school suspensions or expulsions for violent and/or criminal offenses	0.0%	No Change	0.0%	0.0%
Teachers (n=39)				
Teachers with advanced degrees	74.4%	Up from 73.7%	63.0%	60.5%
Continuing contract teachers	100.0%	Up from 94.7%	88.9%	84.6%
Teachers with emergency or provisional certificates	0.0%	No Change	0.0%	0.0%
Teachers returning from previous year	90.6%	Up from 87.6%	88.7%	87.0%
Teacher attendance rate	98.0%	Up from 95.6%	95.6%	95.4%
Average teacher salary*	\$50,794	Up 1.5%	\$49,938	\$47,288
Classes not taught by highly qualified teachers	0.0%	No Change	0.0%	0.0%
Professional development days/teacher	12.1 days	Up from 11.8 days	9.2 days	10.5 days
School				
Principal's years at school	7.0	Up from 6.0	3.0	4.0
Student-teacher ratio in core subjects	22.4 to 1	Up from 21.0 to 1	20.9 to 1	19.2 to 1
Prime instructional time	93.5%	Up from 91.3%	91.8%	90.8%
Opportunities in the arts	Good	No Change	Good	Good
SACS accreditation	No	No Change	Yes	Yes
Parents attending conferences	100.0%	No Change	100.0%	100.0%
Character development program	Excellent	No Change	Excellent	Excellent
Dollars spent per pupil**	\$6,398	Down 2.9%	\$7,070	\$7,548
Percent of expenditures for instruction**	73.1%	Down from 74.5%	70.7%	68.7%
Percent of expenditures for teacher salaries**	70.3%	Down from 72.0%	67.5%	65.1%
% of AYP objectives met	100.0%	No Change	100.0%	100.0%

* Length of contract = 185+ days.

** Prior year audited financial data available.

EVALUATION RESULTS

	Teachers	Students*	Parents*
Number of surveys returned	38	91	79
Percent satisfied with learning environment	100.0%	84.3%	89.6%
Percent satisfied with social and physical environment	100.0%	82.4%	87.2%
Percent satisfied with school-home relations	100.0%	90.0%	87.2%

*Only students at the highest elementary school grade level at this school and their parents were included.

REPORT OF PRINCIPAL AND SCHOOL IMPROVEMENT COUNCIL

A new campus located at 1565 Rifle Range Road will welcome Mamie P. Whitesides Elementary students in 2010-2011, and continue the tradition of excellence that was established when Whitesides opened in 1956. Through the collaborative efforts of a highly qualified professional staff, devoted parents, and a supportive community, Whitesides' students thrive. Students in grades K-5 participate in the Measures of Academic Progress (MAP) and assessments to determine growth, identify goals for student achievement, and guide instructional priorities. Students receive additional reading and/or math instruction based on MAP results during scheduled periods. The SAIL Program for gifted and talented students in grades three through five provides opportunities for student acceleration, as do Renaissance programs in reading and math.

Child development programs have been expanded to include all-day and enable us to serve more four year-old children in a school setting. DIBELS assessments are conducted in grades K-1 three times annually to monitor student progress and fluency in literacy and to guide instructional decisions and groupings. Additional support is provided to students in need of assistance.

Our PTA coordinates many functions throughout the year. Volunteers are present on a daily basis and make significant contributions to the support of classrooms and school functions. We engage families through game night, No TV week, book character day, the holiday parade, grade level plays, concerts, and grade-level initiatives. A variety show and semi-annual concerts accentuate student talent. Chorus is offered in fourth and fifth grades, as well as strings in grade five. Local opportunities for student recognition are numerous. Our student council provides opportunities for service learning and works closely with advisors and the community on recycling and environmental projects. Students are responsible for our school newspaper, and Whitesides' students have earned recognition throughout the year for their involvement in local, regional, and state events.

Whitesides earned an Excellent "Absolute" achievement rating and an Excellent "Growth" rating on the state report card for 2009, thereby earning the Palmetto Gold Award for Excellence. We also earned the Palmetto Silver Award for Closing the Achievement Gap and met state and federal Adequate Yearly Progress goals in 2009. For thirteen consecutive years, Whitesides has been applauded for our involvement in the Community of Readers.

Our instructional programs are delivered by a professional staff that is truly devoted to children. Grants, the PTA, local businesses, and the community have enriched classroom instruction by providing swimming lessons for kindergarten and grade level field trips that allow students to experience and apply concepts learned at school.

Marjorie Clark & Carla Campbell, SIC Chairs
Lona Pounder, Principal

Comprehensive detail, including definitions of ratings, performance criteria, and explanations of status, is available on www.ed.sc.gov and www.eoc.sc.gov as well as school and school district websites.

Printed versions are available from school districts upon request.

Abbreviations Key

N/A Not Applicable N/AV Not Available N/C Not Collected N/R Not Reported I/S Insufficient Sample TBD To be determined
NI Newly Identified CSI Continuing School Improvement CA Corrective Action RP Plan to Restructure R Restructure DELAY School Improvement Status HOLD School Improvement Status