



# SC Annual School Report Card Summary

**STILES POINT ELEMENTARY**  
Charleston

Grades: PK-5

Enrollment: 699

Principal: Stephen D. Burger

Superintendent: Dr. Nancy J. McGinley

Board Chair: Mrs. Ruth Jordan

## PERFORMANCE

Comprehensive detail, including definitions of ratings, performance criteria, and explanations of status, is available on [www.ed.sc.gov](http://www.ed.sc.gov) and [www.eoc.sc.gov](http://www.eoc.sc.gov) as well as school and school district websites. Printed versions are available from school districts upon request.

YEAR	ABSOLUTE RATING	GROWTH RATING	PALMETTO GOLD AND SILVER AWARD		AYP STATUS	NCLB IMPROVEMENT STATUS
			General Performance	Closing the Gap		
2010	Excellent	Excellent	TBD	TBD	Met	N/A
2009	Excellent	Excellent	Gold	N/A	Met	N/A
2008	Excellent	Good	Gold	N/A	Met	N/A

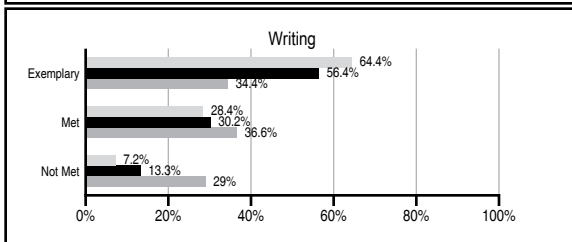
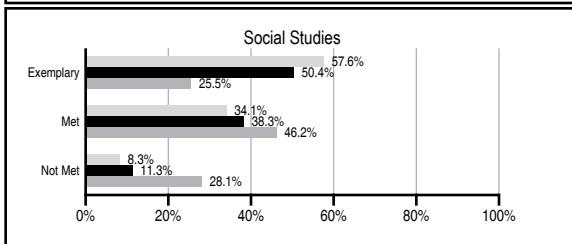
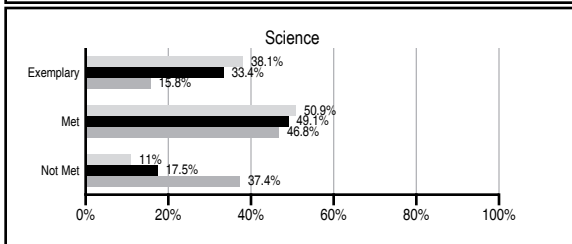
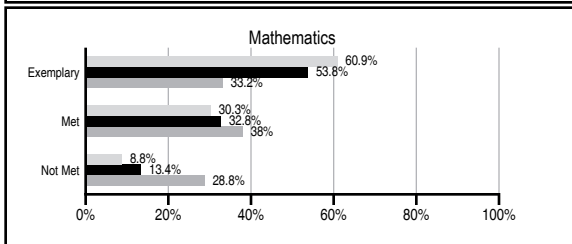
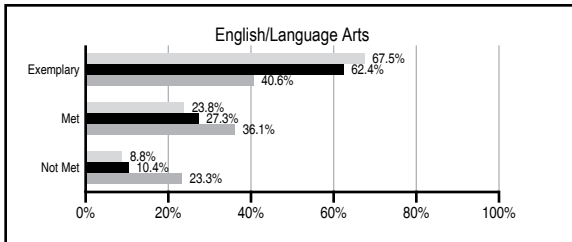
## ABSOLUTE RATINGS OF ELEMENTARY SCHOOLS WITH STUDENTS LIKE OURS\*

EXCELLENT	GOOD	AVERAGE	BELOW AVERAGE	AT-RISK
20	1	0	0	0

\* Ratings are calculated with data available by 03/09/2011. Schools with Students Like Ours are Elementary Schools with Poverty Indices of no more than 5% above or below the index for this school.

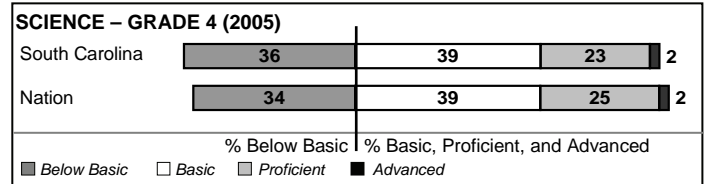

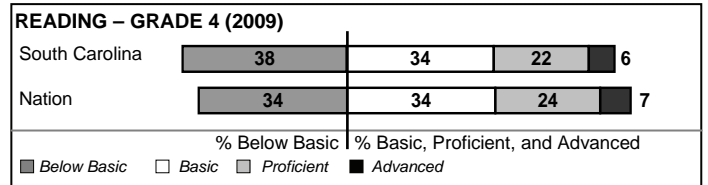
## PASS PERFORMANCE

Our School
  Elementary Schools with Students Like Ours
  Elementary schools statewide



## NAEP PERFORMANCE\*

\* Performance reported for SC and nation, data not available at school level. Percentages at NAEP Achievement Levels.



## SC PERFORMANCE GOAL

### 2010 Goal:

By 2010, SC's student achievement will be ranked in the top half of the states nationally. To achieve this goal, we must become one of the fastest improving systems in the country.

### 2020 Vision:

By 2020 all students will graduate with the knowledge and skills necessary to compete successfully in the global economy, participate in a democratic society and contribute positively as members of families and communities.

### Abbreviations Key

N/A Not Applicable N/AV Not Available N/C Not Collected N/R Not Reported I/S Insufficient Sample TBD To be determined

NI Newly Identified CSI Continuing School Improvement CA Corrective Action RP Plan to Restructure R Restructure DELAY School Improvement Status HOLD School Improvement Status

# STILES POINT ELEMENTARY [Charleston]

## SCHOOL PROFILE

	Our School	Change from Last Year	Elementary Schools with Students Like Ours	Median Elementary School
<b>Students (n=699)</b>				
Retention rate	1.2%	Up from 0.9%	0.6%	1.2%
Attendance rate	96.0%	No Change	96.8%	96.1%
Eligible for gifted and talented	30.3%	Up from 30.1%	30.2%	11.7%
With disabilities other than speech	2.4%	Down from 4.1%	7.4%	8.0%
Older than usual for grade	0.0%	No Change	0.0%	0.4%
Out-of-school suspensions or expulsions for violent and/or criminal offenses	0.1%	Up from 0.0%	0.0%	0.0%
<b>Teachers (n=40)</b>				
Teachers with advanced degrees	62.5%	Down from 63.4%	62.5%	60.5%
Continuing contract teachers	92.5%	Down from 95.1%	89.5%	84.6%
Teachers with emergency or provisional certificates	0.0%	No Change	0.0%	0.0%
Teachers returning from previous year	92.2%	Up from 89.7%	89.9%	87.0%
Teacher attendance rate	96.8%	Up from 95.0%	95.7%	95.4%
Average teacher salary*	\$51,809	Up 2.1%	\$49,450	\$47,288
Classes not taught by highly qualified teachers	1.7%	Up from 0.0%	0.0%	0.0%
Professional development days/teacher	11.8 days	Up from 9.4 days	11.1 days	10.5 days
<b>School</b>				
Principal's years at school	14.0	Up from 13.0	6.0	4.0
Student-teacher ratio in core subjects	22.1 to 1	Up from 20.9 to 1	20.7 to 1	19.2 to 1
Prime instructional time	92.4%	Up from 90.5%	92.0%	90.8%
Opportunities in the arts	Good	No Change	Good	Good
SACS accreditation	No	No Change	Yes	Yes
Parents attending conferences	100.0%	No Change	100.0%	100.0%
Character development program	Excellent	No Change	Excellent	Excellent
Dollars spent per pupil**	\$6,183	Down 3.2%	\$7,000	\$7,548
Percent of expenditures for instruction**	76.6%	Up from 76.3%	73.4%	68.7%
Percent of expenditures for teacher salaries**	73.9%	Up from 72.4%	69.1%	65.1%
% of AYP objectives met	100.0%	No Change	100.0%	100.0%

\* Length of contract = 185+ days.

\*\* Prior year audited financial data available.

## EVALUATION RESULTS

	Teachers	Students*	Parents*
Number of surveys returned	40	99	90
Percent satisfied with learning environment	100.0%	87.9%	95.5%
Percent satisfied with social and physical environment	100.0%	80.6%	92.1%
Percent satisfied with school-home relations	100.0%	93.9%	94.3%

\*Only students at the highest elementary school grade level at this school and their parents were included.

## REPORT OF PRINCIPAL AND SCHOOL IMPROVEMENT COUNCIL

It is an exciting time to be at Stiles Point Elementary. We are moving into a totally new building during the summer of 2010! Stiles Point Elementary is a neighborhood school featuring an experienced staff with a supportive community, an involved PTA, and eager volunteers. We have high expectations and excellent academic and citizenship programs. We have achieved many awards, including the Community of Readers Award, Exemplary Writing Award, and the Charleston County Recycling Award. But we face many challenges ahead as we develop students' academic and citizenship proficiencies as related to the state standards. We are developing our math program to support students' problem-solving strategies in context, use of manipulatives and technology, and increasing their PASS English Language Arts, math, science, and social studies achievement levels. There are now higher expectations about what is taught and when it is taught. Teachers are expected to work together to plan, implement, teach, and assess the students by using a coherent curriculum with the state standards.

Expectations continue to increase with the implementation of state standards in all subjects. Our teachers are expected to teach more, with greater variety, and with higher level thinking skills. In grades K-2, teachers use Dynamic Indicators of Basic Early Literacy Skills (DIBELS) as an efficient measure of the fundamental skills that underpin the development of literacy in young children. With the implementation of Measures of Academic Progress (MAP) in grades K-5, the teachers receive immediate feedback about the needs of the students. This feedback allows the teachers to plan remediation and/or enrichment activities for the students. The education of our children still remains our highest priority.

With a new building comes new equipment and furniture. For once, all teachers will have new computers, SMARTboards, and other instructional equipment. Instruction should continue to improve. We must meet the continuing challenge to provide the best instruction and materials for our future leaders of a competitive global economy.

Stephen D. Burger, Principal  
Elisha Clyburn, SIC Chairperson

Comprehensive detail, including definitions of ratings, performance criteria, and explanations of status, is available on [www.ed.sc.gov](http://www.ed.sc.gov) and [www.eoc.sc.gov](http://www.eoc.sc.gov) as well as school and school district websites.

Printed versions are available from school districts upon request.

### Abbreviations Key

N/A Not Applicable N/AV Not Available N/C Not Collected N/R Not Reported I/S Insufficient Sample TBD To be determined

NI Newly Identified CSI Continuing School Improvement CA Corrective Action RP Plan to Restructure R Restructure DELAY School Improvement Status HOLD School Improvement Status