



# SC Annual School Report Card Summary

**CLYDE SANDERS ELEMENTARY**  
**Charleston**  
**Grades: PK-8** Enrollment: 393  
**Principal: Melvin S. Middleton Jr.**  
**Superintendent: Dr. Nancy J. McGinley**  
**Board Chair: Mrs. Ruth Jordan**

## PERFORMANCE

Comprehensive detail, including definitions of ratings, performance criteria, and explanations of status, is available on [www.ed.sc.gov](http://www.ed.sc.gov) and [www.eoc.sc.gov](http://www.eoc.sc.gov) as well as school and school district websites. Printed versions are available from school districts upon request.

YEAR	ABSOLUTE RATING	GROWTH RATING	PALMETTO GOLD AND SILVER AWARD		AYP STATUS	NCLB IMPROVEMENT STATUS
			General Performance	Closing the Gap		
2010	At-Risk	Below Average	TBD	TBD	Not Met	N/A
2009	At-Risk	Below Average	N/A	N/A	Met	N/A
2008	At-Risk	At-Risk	N/A	N/A	Not Met	N/A

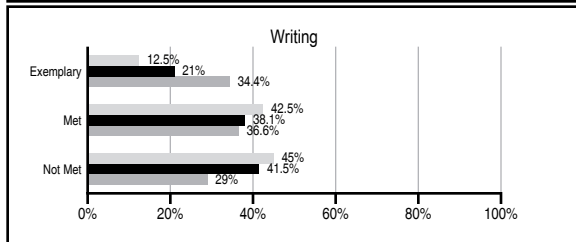
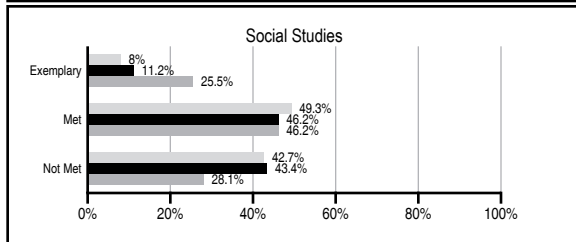
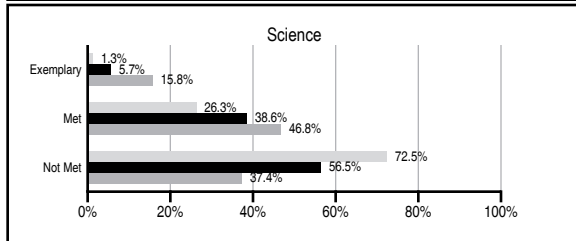
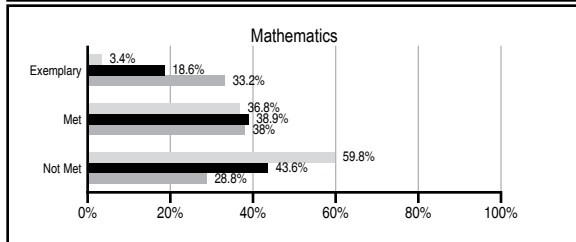
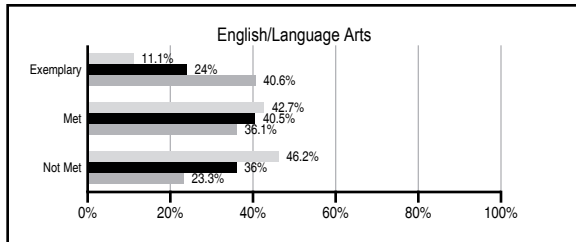
## ABSOLUTE RATINGS OF ELEMENTARY SCHOOLS WITH STUDENTS LIKE OURS\*

EXCELLENT	GOOD	AVERAGE	BELOW AVERAGE	AT-RISK
0	2	60	49	21

\* Ratings are calculated with data available by 03/09/2011. Schools with Students Like Ours are Elementary Schools with Poverty Indices of no more than 5% above or below the index for this school.

## PASS PERFORMANCE

Our School
  Elementary Schools with Students Like Ours
  Elementary schools statewide



## NAEP PERFORMANCE\*

\* Performance reported for SC and nation, data not available at school level. Percentages at NAEP Achievement Levels.



### SC PERFORMANCE GOAL

**2010 Goal:**  
*By 2010, SC's student achievement will be ranked in the top half of the states nationally. To achieve this goal, we must become one of the fastest improving systems in the country.*

**2020 Vision:**  
*By 2020 all students will graduate with the knowledge and skills necessary to compete successfully in the global economy, participate in a democratic society and contribute positively as members of families and communities.*

#### Abbreviations Key

N/A Not Applicable N/AV Not Available N/C Not Collected N/R Not Reported I/S Insufficient Sample TBD To be determined  
 NI Newly Identified CSI Continuing School Improvement CA Corrective Action RP Plan to Restructure R Restructure DELAY School Improvement Status HOLD School Improvement Status

# CLYDE SANDERS ELEMENTARY [Charleston]

## SCHOOL PROFILE

	Our School	Change from Last Year	Elementary Schools with Students Like Ours	Median Elementary School
<b>Students (n=393)</b>				
Retention rate	3.0%	Down from 4.9%	1.5%	1.2%
Attendance rate	93.8%	Down from 94.3%	95.9%	96.1%
Eligible for gifted and talented	7.1%	Up from 1.1%	4.1%	11.7%
With disabilities other than speech	5.0%	No Change	8.5%	8.0%
Older than usual for grade	3.9%	Up from 3.5%	0.8%	0.4%
Out-of-school suspensions or expulsions for violent and/or criminal offenses	1.3%	Down from 2.5%	0.0%	0.0%
<b>Teachers (n=34)</b>				
Teachers with advanced degrees	52.9%	Up from 45.8%	59.3%	60.5%
Continuing contract teachers	67.6%	Up from 54.2%	78.3%	84.6%
Teachers with emergency or provisional certificates	14.3%	No Change	0.0%	0.0%
Teachers returning from previous year	87.9%	Up from 83.4%	82.5%	87.0%
Teacher attendance rate	97.4%	Up from 95.2%	95.2%	95.4%
Average teacher salary*	\$44,056	Up 8.7%	\$45,243	\$47,288
Classes not taught by highly qualified teachers	3.7%	Down from 18.4%	0.0%	0.0%
Professional development days/teacher	12.7 days	Down from 14.4 days	10.6 days	10.5 days
<b>School</b>				
Principal's years at school	2.0	Up from 1.0	3.0	4.0
Student-teacher ratio in core subjects	16.9 to 1	Up from 16.7 to 1	17.1 to 1	19.2 to 1
Prime instructional time	91.1%	Up from 89.5%	90.5%	90.8%
Opportunities in the arts	Good	Up from Fair	Good	Good
SACS accreditation	No	No Change	Yes	Yes
Parents attending conferences	100.0%	No Change	100.0%	100.0%
Character development program	Excellent	No Change	Excellent	Excellent
Dollars spent per pupil**	\$7,383	Down 5.3%	\$8,904	\$7,548
Percent of expenditures for instruction**	62.7%	Down from 63.0%	67.8%	68.7%
Percent of expenditures for teacher salaries**	60.0%	Up from 59.3%	62.2%	65.1%
% of AYP objectives met	69.2%	Down from 100.0%	100.0%	100.0%

\* Length of contract = 185+ days.

\*\* Prior year audited financial data available.

## EVALUATION RESULTS

	Teachers	Students*	Parents*
Number of surveys returned	28	0	0
Percent satisfied with learning environment	64.3%	N/R	N/R
Percent satisfied with social and physical environment	70.4%	N/R	N/R
Percent satisfied with school-home relations	59.3%	N/R	N/R

\*Only students at the highest elementary school grade level at this school and their parents were included.

## REPORT OF PRINCIPAL AND SCHOOL IMPROVEMENT COUNCIL

Sanders-Clyde is a Title I school with a total enrollment of approximately 400 students. The school has a grade-span of Pre-K through 8th grade. Special education students receive assistance through inclusion, as well as self-contained models. The 2009-2010 school-year brought with it quite a bit of excitement. The school saw an increase of approximately 70 students, as compared to the previous year. A major milestone was reached, as students and staff moved out of a temporary facility into a new state-of-the-art building. The facility, with a price tag of 25.7 million dollars, is home to the largest piece of public art in the city, a ceramic tile mural, mounted on one of the exterior walls of the gymnasium. The mural was reproduced from a painting by world-renowned artist and Sanders-Clyde patron, Jonathan Green. Capping off the year, the school hosted its first-annual Open House Week, highlighting the artistic endeavors of the students. This coincided with the continued implementation of an arts-integrated curriculum.

During the school-year, students and faculty were honored with individual and group awards. Third grade teacher Maisha Rounds was named the Charleston County Teacher of the Year. In addition, student representatives were honored for excellence in spelling bees, art contests, and oratorical contests.

One of the school's major successes was making Adequate Yearly Progress (AYP). In the previous year, the school missed six of the thirteen categories. Although the elementary school showed improvement across the board, it maintained its Absolute and Improvement Ratings of "At Risk." The middle school posted gains, providing an improvement in Absolute Rating from "At Risk" to "Below Average." The middle school's Improvement Rating also moved from "At Risk" to "Below Average."

Response to Intervention (RTI) was a major focus this year. The school's Core Team met weekly to address the diverse needs of the student population. The school utilized several research-based intervention programs to assist struggling learners. These included Rewards, Voyager Expanded Learning, and Reading Recovery. Third-grade students needing intensive intervention were part of a Third-Grade Academy. This program was designed to provide prescriptive intervention in the areas of reading and math. In addition, the further implementation of Positive Behavior Interventions and Supports (PBIS) garnered the school an award for first-year implementation. A crucial component of all of the programs was the emphasis on implementation with fidelity.

Continued professional development in the implementation of an "arts infused" curriculum has allowed teachers to become more proficient in the delivery of quality "arts infused" lessons.

Melvin S. Middleton Jr., Principal  
Latonya Gamble, SIC Chairperson

Comprehensive detail, including definitions of ratings, performance criteria, and explanations of status, is available on [www.ed.sc.gov](http://www.ed.sc.gov) and [www.eoc.sc.gov](http://www.eoc.sc.gov) as well as school and school district websites.

Printed versions are available from school districts upon request.

### Abbreviations Key

N/A Not Applicable N/AV Not Available N/C Not Collected N/R Not Reported I/S Insufficient Sample TBD To be determined

NI Newly Identified CSI Continuing School Improvement CA Corrective Action RP Plan to Restructure R Restructure DELAY School Improvement Status HOLD School Improvement Status