



SC Annual School Report Card Summary

MATILDA F DUNSTON ELEMENTARY
Charleston
Grades: PK-3 Enrollment: 317
Principal: Janice H. Malone
Superintendent: Dr. Nancy J. McGinley
Board Chair: Mrs. Ruth Jordan

PERFORMANCE

Comprehensive detail, including definitions of ratings, performance criteria, and explanations of status, is available on www.ed.sc.gov and www.eoc.sc.gov as well as school and school district websites. Printed versions are available from school districts upon request.

YEAR	ABSOLUTE RATING	GROWTH RATING	PALMETTO GOLD AND SILVER AWARD		AYP STATUS	NCLB IMPROVEMENT STATUS
			General Performance	Closing the Gap		
2010	Average	At-Risk	TBD	TBD	Met	N/A
2009	Average	Good	Silver	N/A	Met	N/A
2008	At-Risk	At-Risk	N/A	N/A	Not Met	CA-HOLD

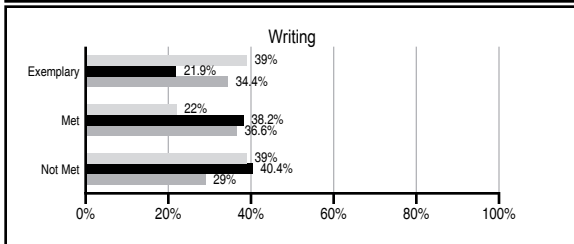
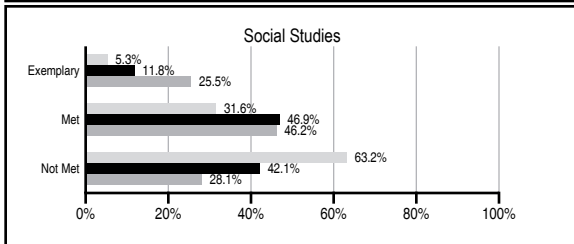
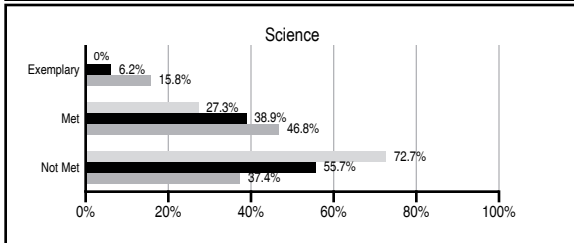
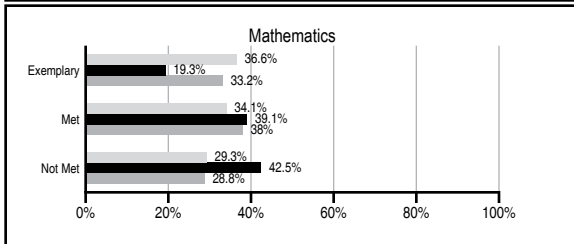
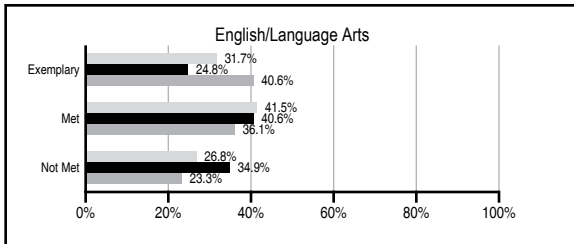
ABSOLUTE RATINGS OF ELEMENTARY SCHOOLS WITH STUDENTS LIKE OURS*

EXCELLENT	GOOD	AVERAGE	BELOW AVERAGE	AT-RISK
0	4	77	56	23

* Ratings are calculated with data available by 03/09/2011. Schools with Students Like Ours are Elementary Schools with Poverty Indices of no more than 5% above or below the index for this school.

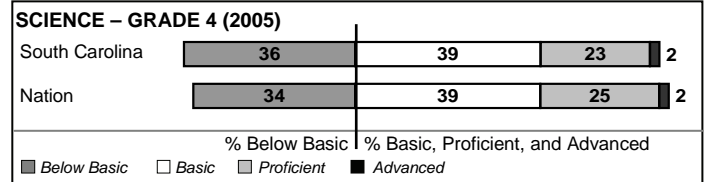

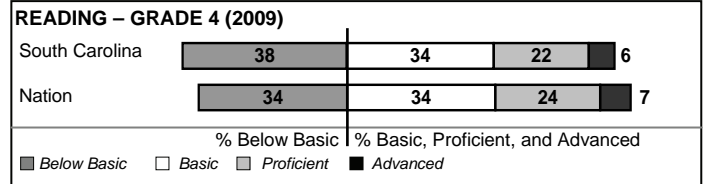
PASS PERFORMANCE

Our School
 Elementary Schools with Students Like Ours
 Elementary schools statewide



NAEP PERFORMANCE*

* Performance reported for SC and nation, data not available at school level. Percentages at NAEP Achievement Levels.



SC PERFORMANCE GOAL

2010 Goal:
 By 2010, SC's student achievement will be ranked in the top half of the states nationally. To achieve this goal, we must become one of the fastest improving systems in the country.

2020 Vision:
 By 2020 all students will graduate with the knowledge and skills necessary to compete successfully in the global economy, participate in a democratic society and contribute positively as members of families and communities.

Abbreviations Key

N/A Not Applicable N/AV Not Available N/C Not Collected N/R Not Reported I/S Insufficient Sample TBD To be determined

NI Newly Identified CSI Continuing School Improvement CA Corrective Action RP Plan to Restructure R Restructure DELAY School Improvement Status HOLD School Improvement Status

MATILDA F DUNSTON ELEMENTARY [Charleston]

SCHOOL PROFILE

	Our School	Change from Last Year	Elementary Schools with Students Like Ours	Median Elementary School
Students (n=317)				
Retention rate	1.7%	Down from 4.6%	1.4%	1.2%
Attendance rate	94.5%	Down from 96.6%	95.9%	96.1%
Eligible for gifted and talented	0.7%	Up from 0.0%	4.3%	11.7%
With disabilities other than speech	2.9%	Down from 3.1%	8.3%	8.0%
Older than usual for grade	0.6%	Up from 0.0%	0.8%	0.4%
Out-of-school suspensions or expulsions for violent and/or criminal offenses	0.0%	No Change	0.0%	0.0%
Teachers (n=23)				
Teachers with advanced degrees	52.2%	Up from 50.0%	60.0%	60.5%
Continuing contract teachers	73.9%	Up from 62.5%	78.8%	84.6%
Teachers with emergency or provisional certificates	0.0%	No Change	0.0%	0.0%
Teachers returning from previous year	72.3%	Up from 70.9%	83.2%	87.0%
Teacher attendance rate	100.0%	Up from 96.1%	95.4%	95.4%
Average teacher salary*	\$43,806	Up 0.7%	\$45,504	\$47,288
Classes not taught by highly qualified teachers	18.0%	Down from 19.7%	0.0%	0.0%
Professional development days/teacher	5.5 days	Down from 11.0 days	10.6 days	10.5 days
School				
Principal's years at school	3.0	Up from 2.0	3.0	4.0
Student-teacher ratio in core subjects	19.0 to 1	Down from 20.1 to 1	17.1 to 1	19.2 to 1
Prime instructional time	94.5%	Up from 92.6%	90.4%	90.8%
Opportunities in the arts	Good	No Change	Good	Good
SACS accreditation	No	No Change	Yes	Yes
Parents attending conferences	100.0%	Up from 99.8%	100.0%	100.0%
Character development program	Average	Down from Good	Excellent	Excellent
Dollars spent per pupil**	\$9,027	Down 9.3%	\$8,766	\$7,548
Percent of expenditures for instruction**	64.5%	Up from 61.1%	68.1%	68.7%
Percent of expenditures for teacher salaries**	61.5%	Up from 58.9%	62.5%	65.1%
% of AYP objectives met	100.0%	No Change	100.0%	100.0%

* Length of contract = 185+ days.

** Prior year audited financial data available.

EVALUATION RESULTS

	Teachers	Students*	Parents*
Number of surveys returned	20	46	27
Percent satisfied with learning environment	95.0%	95.6%	92.3%
Percent satisfied with social and physical environment	100.0%	89.1%	88.9%
Percent satisfied with school-home relations	95.0%	93.5%	92.0%

*Only students at the highest elementary school grade level at this school and their parents were included.

Comprehensive detail, including definitions of ratings, performance criteria, and explanations of status, is available on www.ed.sc.gov and www.eoc.sc.gov as well as school and school district websites.

Printed versions are available from school districts upon request.

REPORT OF PRINCIPAL AND SCHOOL IMPROVEMENT COUNCIL

Dunston Elementary School, located in an urban section of North Charleston, serves pre-kindergarten through third grades. The school enrollment during the 2009-10 school year consists of 310 students: 71% African American, 24% Hispanic, 4% white, and 2% other. Over ninety-five percent of the school's population receives free or reduced breakfast and lunch.

We are very proud of our accomplishments this past school year, receiving the Palmetto Silver Award and meeting Adequate Yearly Progress, AYP. Over 70% of our third grade students achieved "met" or "exemplary" status in ELA, reading, math, and social studies. Science remains a challenge as only 60% of students achieved "met" or "exemplary." The number of students being suspended has continued to decline, and parental involvement has increased. Dunston Elementary has received the Banner Award for PBIS: Positive Behavior, Intervention, and Support. The students, staff, and parents are very proud of these accomplishments.

While we are very proud of our accomplishments, there is much that has to be done until the gains are systemic and consistent from year to year. We will continue to focus our professional development goals on the use of explicit direct instruction, integrating science and social studies with reading to enhance vocabulary and comprehension. CHAMPs, 4-Square Writing, and Everyday Math trainings will be conducted as needed to sustain professional growth and student achievement.

An established school-wide discipline plan that is systematic and utilizes a positive approach to changing inappropriate behavior has proven to be quite effective. The number of student referrals has decreased tremendously. PBIS initiatives have motivated staff and students. The CORE Team has been quite effective in responding to student concerns identified by classroom teachers, interventionists, and other support staff. Due to the team's organization, data collection, and due diligence, academic, behavioral, and attendance concerns were sufficiently addressed.

We look forward to more informative parent sessions this upcoming school year. The PTA has worked hard to engage parents and community members. We are so fortunate to have community business partners such as Sam's Club, Atlas, EMA, SPYWAR, Walgreen's, Progressive Insurance, Pinckney Carter and Associates, and other local businesses that have dedicated countless hours, resources, and personnel who have brought bright smiles to the faces of so many children. In addition to business partners, a number of volunteers have provided mentoring, tutoring opportunities, and support to the Back Pack Club and Lunch Buddy programs.

Dunston Elementary School has achieved huge milestones, and everyone played an important role in making it happen. "Victory is in the classroom" as evidenced by achieving AYP under the No Child Left Behind Act. Together we can; together we did! Let's do it again! As we say at Dunston, "Practice makes permanent."

Janice H. Malone, Principal
Anita Walker, SIC Chairperson

Abbreviations Key

N/A Not Applicable N/AV Not Available N/C Not Collected N/R Not Reported I/S Insufficient Sample TBD To be determined

NI Newly Identified CSI Continuing School Improvement CA Corrective Action RP Plan to Restructure R Restructure DELAY School Improvement Status HOLD School Improvement Status