



# SC Annual School Report Card Summary

**MALCOLM C HURSEY ELEMENTARY**  
**Charleston**  
**Grades: PK-5** Enrollment: 359  
**Principal: LaDene' Conroy**  
**Superintendent: Dr. Nancy J. McGinley**  
**Board Chair: Mrs. Ruth Jordan**

## PERFORMANCE

Comprehensive detail, including definitions of ratings, performance criteria, and explanations of status, is available on [www.ed.sc.gov](http://www.ed.sc.gov) and [www.eoc.sc.gov](http://www.eoc.sc.gov) as well as school and school district websites. Printed versions are available from school districts upon request.

YEAR	ABSOLUTE RATING	GROWTH RATING	PALMETTO GOLD AND SILVER AWARD		AYP STATUS	NCLB IMPROVEMENT STATUS
			General Performance	Closing the Gap		
2010	At-Risk	Below Average	TBD	TBD	Not Met	N/A
2009	At-Risk	Below Average	N/A	N/A	Met	N/A
2008	At-Risk	Below Average	N/A	N/A	Not Met	RP-HOLD

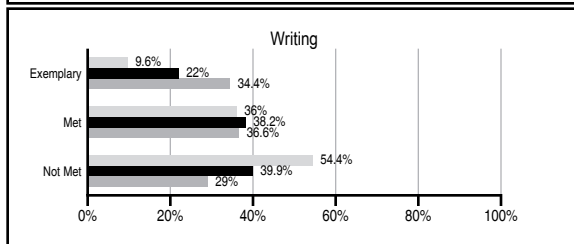
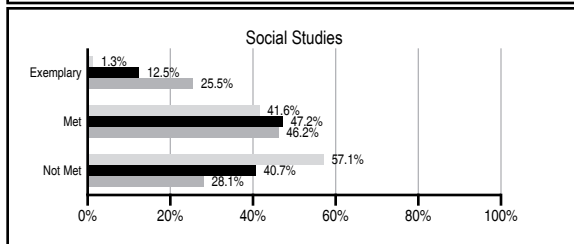
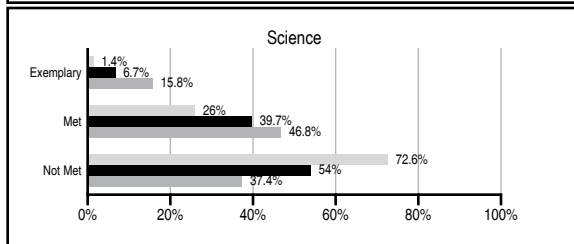
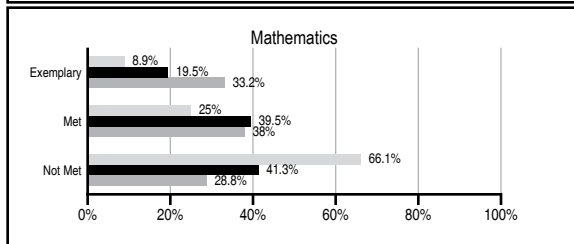
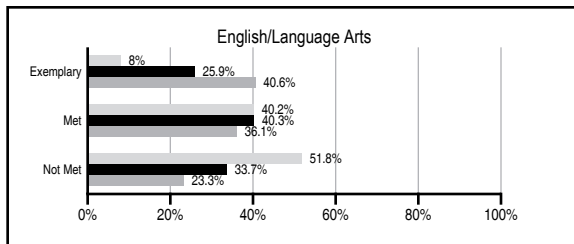
## ABSOLUTE RATINGS OF ELEMENTARY SCHOOLS WITH STUDENTS LIKE OURS\*

EXCELLENT	GOOD	AVERAGE	BELOW AVERAGE	AT-RISK
0	3	100	55	23

\* Ratings are calculated with data available by 03/09/2011. Schools with Students Like Ours are Elementary Schools with Poverty Indices of no more than 5% above or below the index for this school.

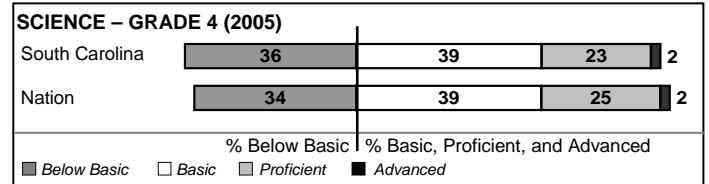

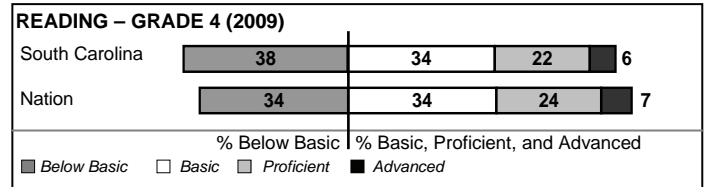
## PASS PERFORMANCE

Our School
  Elementary Schools with Students Like Ours
  Elementary schools statewide



## NAEP PERFORMANCE\*

\* Performance reported for SC and nation, data not available at school level. Percentages at NAEP Achievement Levels.



### SC PERFORMANCE GOAL

**2010 Goal:**  
 By 2010, SC's student achievement will be ranked in the top half of the states nationally. To achieve this goal, we must become one of the fastest improving systems in the country.

**2020 Vision:**  
 By 2020 all students will graduate with the knowledge and skills necessary to compete successfully in the global economy, participate in a democratic society and contribute positively as members of families and communities.

### Abbreviations Key

N/A Not Applicable N/AV Not Available N/C Not Collected N/R Not Reported I/S Insufficient Sample TBD To be determined

NI Newly Identified CSI Continuing School Improvement CA Corrective Action RP Plan to Restructure R Restructure DELAY School Improvement Status HOLD School Improvement Status

# MALCOLM C HURSEY ELEMENTARY [Charleston]

## SCHOOL PROFILE

	Our School	Change from Last Year	Elementary Schools with Students Like Ours	Median Elementary School
<b>Students (n=359)</b>				
Retention rate	1.7%	Down from 2.4%	1.5%	1.2%
Attendance rate	94.4%	Down from 94.9%	95.8%	96.1%
Eligible for gifted and talented	3.6%	Up from 2.5%	4.9%	11.7%
With disabilities other than speech	7.8%	Up from 6.5%	8.5%	8.0%
Older than usual for grade	0.5%	Up from 0.0%	0.8%	0.4%
Out-of-school suspensions or expulsions for violent and/or criminal offenses	0.0%	Down from 0.6%	0.0%	0.0%
<b>Teachers (n=33)</b>				
Teachers with advanced degrees	57.6%	Up from 52.9%	60.0%	60.5%
Continuing contract teachers	57.6%	Up from 41.2%	80.0%	84.6%
Teachers with emergency or provisional certificates	0.0%	Down from 4.0%	0.0%	0.0%
Teachers returning from previous year	77.9%	Up from 73.7%	84.2%	87.0%
Teacher attendance rate	97.5%	Up from 95.4%	95.4%	95.4%
Average teacher salary*	\$42,116	Up 4.0%	\$45,268	\$47,288
Classes not taught by highly qualified teachers	3.1%	Up from 0.0%	0.0%	0.0%
Professional development days/teacher	14.8 days	Up from 8.2 days	10.7 days	10.5 days
<b>School</b>				
Principal's years at school	5.0	Up from 4.0	3.5	4.0
Student-teacher ratio in core subjects	14.6 to 1	Down from 18.3 to 1	17.5 to 1	19.2 to 1
Prime instructional time	91.5%	Up from 88.9%	90.4%	90.8%
Opportunities in the arts	Good	No Change	Good	Good
SACS accreditation	No	No Change	Yes	Yes
Parents attending conferences	88.9%	Down from 99.9%	100.0%	100.0%
Character development program	Excellent	Up from Good	Excellent	Excellent
Dollars spent per pupil**	\$9,630	Down 6.7%	\$8,409	\$7,548
Percent of expenditures for instruction**	67.4%	Up from 63.7%	68.1%	68.7%
Percent of expenditures for teacher salaries**	62.5%	Up from 59.6%	62.8%	65.1%
% of AYP objectives met	76.9%	Down from 100.0%	100.0%	100.0%

\* Length of contract = 185+ days.

\*\* Prior year audited financial data available.

## EVALUATION RESULTS

	Teachers	Students*	Parents*
Number of surveys returned	28	31	24
Percent satisfied with learning environment	92.9%	90.3%	95.7%
Percent satisfied with social and physical environment	92.9%	86.7%	87.5%
Percent satisfied with school-home relations	78.6%	83.9%	100.0%

\*Only students at the highest elementary school grade level at this school and their parents were included.

Comprehensive detail, including definitions of ratings, performance criteria, and explanations of status, is available on [www.ed.sc.gov](http://www.ed.sc.gov) and [www.eoc.sc.gov](http://www.eoc.sc.gov) as well as school and school district websites.

Printed versions are available from school districts upon request.

## REPORT OF PRINCIPAL AND SCHOOL IMPROVEMENT COUNCIL

Malcolm C. Hursey aligns itself with innovative practices and creative programming that guarantees results. We collaborate as a professional learning community and work in concert with our community partners and district. Hursey has successfully constructed its first Montessori Children's House in a Title I school. The three primary units invite sixty, two to five year-olds, and the two Lower Elementary units serve children in 1st-3rd grades. The Montessori teachers complete their program of studies at Lander University and are AMS credentialed. We are fully involved with the Montessori Expansion Project for the North Charleston Innovative Zone. As we expand the Montessori classrooms, we will transfer the last grade of the school to our partner school and decrease our conventional early childhood classrooms. Our configuration will be PreK-4th for next school year. We will continue to offer single gender classrooms in fourth grades, increasing our students' risk-taking as student-learners paired with high achievement and decreasing behavior referrals.

Our academic rigor offers best literature as a tool to motivate and connect students to authentic daily reading and writing experiences across all content areas. The teaching staff participates in weekly team meetings to sustain professional development and analyze the data. Our two data walls provide a visual that shows we are rigorous and intentional about our teaching. The instructional coaching models afford our teaching staff an "over-the-shoulder" perspective in early childhood, elementary and Montessori strategies, tools and resources paired with research-based best practices based on the National Professional Development Standards.

The Charleston Plan for Excellence leads Hursey with its instructional framework. The School Improvement Council, the Leadership Team, and teaching staff work collaboratively to implement the school renewal, technical assistance, and Title I plan. The SC State Standards and the Coherent Curriculum are the guides for instructional planning and delivery. We set the goals high and nurture the phases of learning development for each child. The teachers are expected to explain, model, demonstrate, guide, coach, and inspire children daily. Our academic interventions are carefully monitored and adjusted to ensure academic growth and behavioral success.

Connecting families to outside agencies fortifies a network of productive persons who problem-solve and share best plans on behalf of children. We rely on our strong character education program paired with positive intervention systems. Our partnerships with Mental Health, Reading Soul Mates, Senior AmeriCorps Volunteers, School of the Arts senior teacher cadets, and Parks and Recreation provides mentors and volunteers. Plus, business partners strengthen the continuum of services we offer our students and support instructional needs. We offer parenting and literacy classes, job-seeking skills, and health-related sessions to our families.

Our positive culture and climate creates a nurturing environment, where all students may reach their potential and parents feel and know they are welcome. Our focused commitment nourishes the children's progress towards academic success. The "golden compass" guides us to brighter horizons as we launch learning landscapes.

La Dene' A. Conroy, Principal  
Myra Summers, School Improvement Council Chairperson

### Abbreviations Key

N/A Not Applicable N/AV Not Available N/C Not Collected N/R Not Reported I/S Insufficient Sample TBD To be determined

NI Newly Identified CSI Continuing School Improvement CA Corrective Action RP Plan to Restructure R Restructure DELAY School Improvement Status HOLD School Improvement Status