



SC Annual School Report Card Summary

MEMMINGER ELEMENTARY
Charleston
Grades: PK-6 Enrollment: 352
Principal: Anthony S. Dixon
Superintendent: Dr. Nancy J. McGinley
Board Chair: Mrs. Ruth Jordan

PERFORMANCE

Comprehensive detail, including definitions of ratings, performance criteria, and explanations of status, is available on www.ed.sc.gov and www.eoc.sc.gov as well as school and school district websites. Printed versions are available from school districts upon request.

YEAR	ABSOLUTE RATING	GROWTH RATING	PALMETTO GOLD AND SILVER AWARD		AYP STATUS	NCLB IMPROVEMENT STATUS
			General Performance	Closing the Gap		
2010	Below Average	Below Average	TBD	TBD	Met	N/A
2009	Below Average	At-Risk	N/A	N/A	Met	NI-DELAY
2008	Below Average	At-Risk	N/A	N/A	Not Met	NI

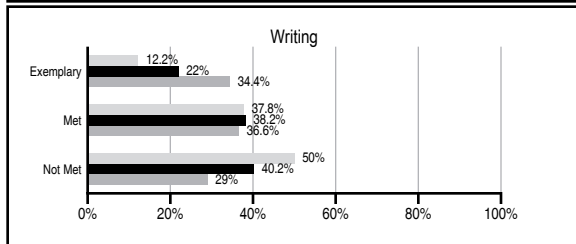
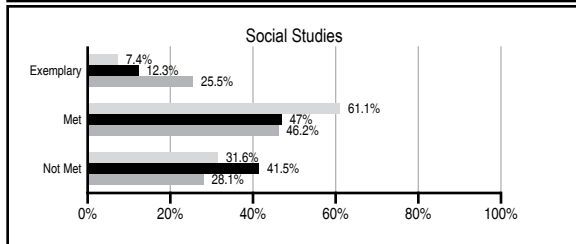
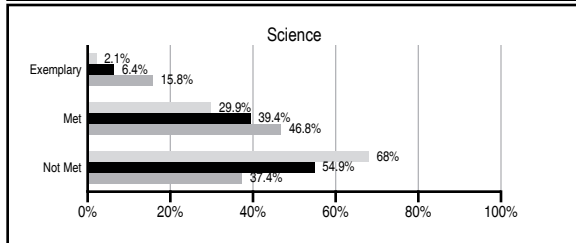
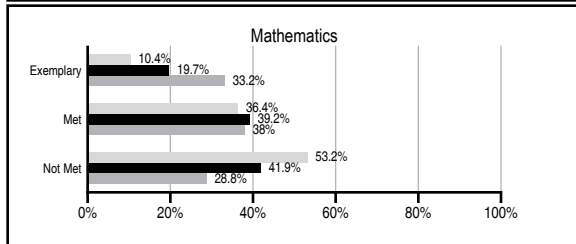
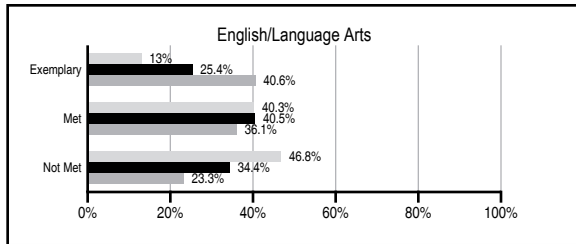
ABSOLUTE RATINGS OF ELEMENTARY SCHOOLS WITH STUDENTS LIKE OURS*

EXCELLENT	GOOD	AVERAGE	BELOW AVERAGE	AT-RISK
0	4	92	59	24

* Ratings are calculated with data available by 03/09/2011. Schools with Students Like Ours are Elementary Schools with Poverty Indices of no more than 5% above or below the index for this school.

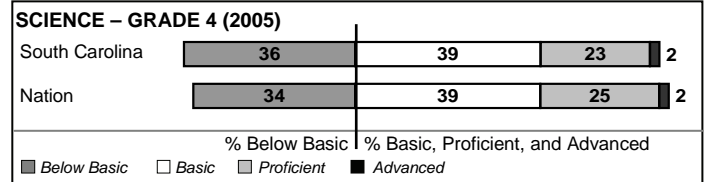

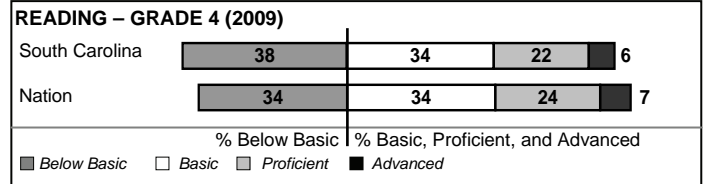
PASS PERFORMANCE

Our School
 Elementary Schools with Students Like Ours
 Elementary schools statewide



NAEP PERFORMANCE*

* Performance reported for SC and nation, data not available at school level. Percentages at NAEP Achievement Levels.



SC PERFORMANCE GOAL

2010 Goal:
 By 2010, SC's student achievement will be ranked in the top half of the states nationally. To achieve this goal, we must become one of the fastest improving systems in the country.

2020 Vision:
 By 2020 all students will graduate with the knowledge and skills necessary to compete successfully in the global economy, participate in a democratic society and contribute positively as members of families and communities.

Abbreviations Key

N/A Not Applicable N/AV Not Available N/C Not Collected N/R Not Reported I/S Insufficient Sample TBD To be determined
 NI Newly Identified CSI Continuing School Improvement CA Corrective Action RP Plan to Restructure R Restructure DELAY School Improvement Status HOLD School Improvement Status

MEMMINGER ELEMENTARY [Charleston]

SCHOOL PROFILE

	Our School	Change from Last Year	Elementary Schools with Students Like Ours	Median Elementary School
Students (n=352)				
Retention rate	1.6%	Up from 1.5%	1.5%	1.2%
Attendance rate	96.0%	Down from 96.4%	95.9%	96.1%
Eligible for gifted and talented	3.0%	Up from 2.3%	4.8%	11.7%
With disabilities other than speech	7.0%	Down from 8.8%	8.5%	8.0%
Older than usual for grade	0.8%	Down from 1.4%	0.8%	0.4%
Out-of-school suspensions or expulsions for violent and/or criminal offenses	1.4%	Up from 1.0%	0.0%	0.0%
Teachers (n=32)				
Teachers with advanced degrees	50.0%	Down from 55.2%	60.0%	60.5%
Continuing contract teachers	78.1%	Up from 75.9%	80.0%	84.6%
Teachers with emergency or provisional certificates	0.0%	No Change	0.0%	0.0%
Teachers returning from previous year	85.7%	Up from 85.5%	83.6%	87.0%
Teacher attendance rate	97.0%	Up from 95.8%	95.4%	95.4%
Average teacher salary*	\$43,823	Up 1.3%	\$45,439	\$47,288
Classes not taught by highly qualified teachers	0.0%	Down from 0.7%	0.0%	0.0%
Professional development days/teacher	11.1 days	Up from 8.9 days	10.6 days	10.5 days
School				
Principal's years at school	2.0	Up from 1.0	4.0	4.0
Student-teacher ratio in core subjects	17.5 to 1	Up from 17.1 to 1	17.3 to 1	19.2 to 1
Prime instructional time	91.9%	Up from 91.6%	90.5%	90.8%
Opportunities in the arts	Good	No Change	Good	Good
SACS accreditation	No	No Change	Yes	Yes
Parents attending conferences	100.0%	No Change	100.0%	100.0%
Character development program	Excellent	Up from Good	Excellent	Excellent
Dollars spent per pupil**	\$9,706	Up 0.2%	\$8,593	\$7,548
Percent of expenditures for instruction**	65.6%	Down from 66.6%	68.0%	68.7%
Percent of expenditures for teacher salaries**	59.7%	Up from 58.6%	62.4%	65.1%
% of AYP objectives met	100.0%	No Change	100.0%	100.0%

* Length of contract = 185+ days.

** Prior year audited financial data available.

EVALUATION RESULTS

	Teachers	Students*	Parents*
Number of surveys returned	25	29	20
Percent satisfied with learning environment	88.0%	75.9%	84.2%
Percent satisfied with social and physical environment	83.3%	82.1%	90.0%
Percent satisfied with school-home relations	60.0%	82.8%	85.0%

*Only students at the highest elementary school grade level at this school and their parents were included.

Comprehensive detail, including definitions of ratings, performance criteria, and explanations of status, is available on www.ed.sc.gov and www.eoc.sc.gov as well as school and school district websites.

Printed versions are available from school districts upon request.

REPORT OF PRINCIPAL AND SCHOOL IMPROVEMENT COUNCIL

Memminger Elementary School is excited about our transition to becoming one of Charleston County School District's first partial magnet schools. This year, our school transitioned into the Memminger School of Global Studies: A University Partnership. Through a rigorous inquiry-based approach, this program brings the county's coherent curriculum to life through the use of geography, social studies, language, and cultural appreciation.

Our school boasts a dedicated and committed faculty and a safe, nurturing, child-centered environment in which to educate all children. We have supportive parents, strong mentor and volunteer programs, and outstanding community support. Memminger School of Global Studies has been recognized as a Positive Behavioral Intervention and Supports Banner School.

Through the hard work of the faculty, staff, students, and parents, Memminger School made Adequate Yearly Progress, based on our performance on the 2009 PASS Assessment.

We continue to make progress in raising our academic achievement by using best-practices instructional techniques, honoring instructional time, involving both students and parents in the learning process, and providing staff development that is meaningful in enhancing the school's academic growth. Our goal is to continue to improve the number of students at the Met and Exemplary range.

Our greatest challenge has been closing the gap between primary and elementary student achievement. In order to meet these challenges, our teachers have had additional training in using data to make instructional decisions. We have a strong school-based Response to Intervention plan (RTI) in which we have been recognized by our district.

We will continue to use school-wide norming data, MAP benchmarking, and PASS analysis as well as DIBELS to improve classroom instruction. Through our use of data, we have concluded that our students need consistent instruction in the area of Phonics in order to build a solid literacy program. Therefore, all teachers in grades K-3 have implemented the Project Read phonics curriculum in collaboration with our Balanced Literacy model at Memminger. We will continue to utilize school-wide differentiation and research-based computer assisted instructional programs.

Memminger continues a partnership agreement with the College of Charleston and several local businesses and non-profit organizations. Our continued focus will be to increase student proficiency.

We plan to accomplish all this through increasing parental involvement, improving student and teacher attendance, and continuing to increase the rigor of instruction.

Anthony S. Dixon, Principal
Altovese Gourdine, SIC Chairperson

Abbreviations Key

N/A Not Applicable N/AV Not Available N/C Not Collected N/R Not Reported I/S Insufficient Sample TBD To be determined

NI Newly Identified CSI Continuing School Improvement CA Corrective Action RP Plan to Restructure R Restructure DELAY School Improvement Status HOLD School Improvement Status