



# SC Annual School Report Card Summary

LAMBS ELEMENTARY  
Charleston

Grades: PK-5

Enrollment: 406

Principal: Kenneth R. Plaster

Superintendent: Dr. Nancy J. McGinley

Board Chair: Mrs. Ruth Jordan

## PERFORMANCE

Comprehensive detail, including definitions of ratings, performance criteria, and explanations of status, is available on [www.ed.sc.gov](http://www.ed.sc.gov) and [www.eoc.sc.gov](http://www.eoc.sc.gov) as well as school and school district websites. Printed versions are available from school districts upon request.

YEAR	ABSOLUTE RATING	GROWTH RATING	PALMETTO GOLD AND SILVER AWARD		AYP STATUS	NCLB IMPROVEMENT STATUS
			General Performance	Closing the Gap		
2010	Average	Average	TBD	TBD	Met	N/A
2009	Average	Average	N/A	N/A	Met	N/A
2008	Average	Average	Silver	N/A	Not Met	N/A

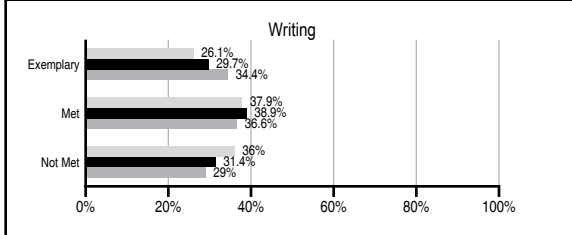
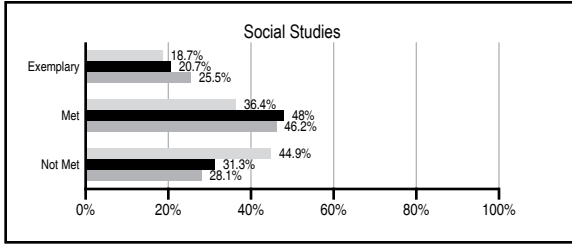
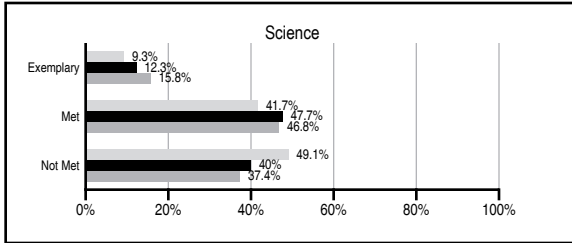
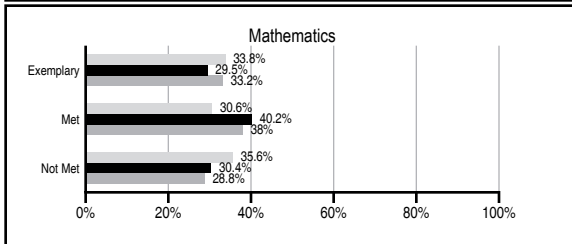
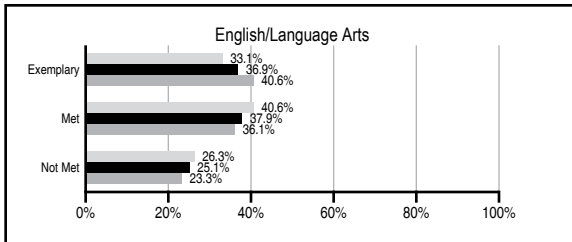
## ABSOLUTE RATINGS OF ELEMENTARY SCHOOLS WITH STUDENTS LIKE OURS\*

EXCELLENT	GOOD	AVERAGE	BELOW AVERAGE	AT-RISK
2	18	100	9	0

\* Ratings are calculated with data available by 03/09/2011. Schools with Students Like Ours are Elementary Schools with Poverty Indices of no more than 5% above or below the index for this school.



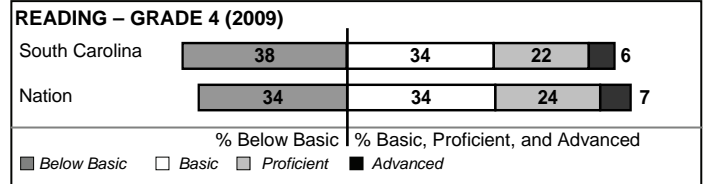
## PASS PERFORMANCE

Our School
  Elementary Schools with Students Like Ours
  Elementary schools statewide



## NAEP PERFORMANCE\*

\* Performance reported for SC and nation, data not available at school level. Percentages at NAEP Achievement Levels.



### SC PERFORMANCE GOAL

#### 2010 Goal:

By 2010, SC's student achievement will be ranked in the top half of the states nationally. To achieve this goal, we must become one of the fastest improving systems in the country.

#### 2020 Vision:

By 2020 all students will graduate with the knowledge and skills necessary to compete successfully in the global economy, participate in a democratic society and contribute positively as members of families and communities.

#### Abbreviations Key

N/A Not Applicable N/AV Not Available N/C Not Collected N/R Not Reported I/S Insufficient Sample TBD To be determined

NI Newly Identified CSI Continuing School Improvement CA Corrective Action RP Plan to Restructure R Restructure DELAY School Improvement Status HOLD School Improvement Status

# LAMBS ELEMENTARY [Charleston]

## SCHOOL PROFILE

	Our School	Change from Last Year	Elementary Schools with Students Like Ours	Median Elementary School
<b>Students (n=406)</b>				
Retention rate	0.0%	Down from 1.8%	1.4%	1.2%
Attendance rate	95.2%	Down from 96.3%	95.7%	96.1%
Eligible for gifted and talented	9.1%	Up from 6.5%	10.3%	11.7%
With disabilities other than speech	2.6%	Down from 4.7%	8.8%	8.0%
Older than usual for grade	0.0%	No Change	0.5%	0.4%
Out-of-school suspensions or expulsions for violent and/or criminal offenses	0.2%	Down from 1.0%	0.0%	0.0%
<b>Teachers (n=33)</b>				
Teachers with advanced degrees	57.6%	Up from 54.5%	60.7%	60.5%
Continuing contract teachers	81.8%	Up from 72.7%	85.7%	84.6%
Teachers with emergency or provisional certificates	0.0%	No Change	0.0%	0.0%
Teachers returning from previous year	82.5%	Up from 79.4%	87.7%	87.0%
Teacher attendance rate	97.1%	Up from 94.3%	94.9%	95.4%
Average teacher salary*	\$46,083	Up 0.1%	\$47,079	\$47,288
Classes not taught by highly qualified teachers	0.0%	No Change	0.0%	0.0%
Professional development days/teacher	10.7 days	Up from 7.0 days	10.9 days	10.5 days
<b>School</b>				
Principal's years at school	1.0	Down from 8.0	4.0	4.0
Student-teacher ratio in core subjects	17.8 to 1	Up from 16.5 to 1	19.2 to 1	19.2 to 1
Prime instructional time	91.9%	Up from 90.3%	89.7%	90.8%
Opportunities in the arts	Good	No Change	Good	Good
SACS accreditation	No	No Change	Yes	Yes
Parents attending conferences	100.0%	Up from 92.9%	100.0%	100.0%
Character development program	Excellent	No Change	Excellent	Excellent
Dollars spent per pupil**	\$7,881	Up 2.7%	\$7,533	\$7,548
Percent of expenditures for instruction**	68.6%	Down from 70.6%	67.4%	68.7%
Percent of expenditures for teacher salaries**	65.7%	Down from 66.0%	64.6%	65.1%
% of AYP objectives met	100.0%	No Change	100.0%	100.0%

\* Length of contract = 185+ days.

\*\* Prior year audited financial data available.

## EVALUATION RESULTS

	Teachers	Students*	Parents*
Number of surveys returned	26	46	27
Percent satisfied with learning environment	100.0%	80.4%	96.3%
Percent satisfied with social and physical environment	96.2%	73.9%	85.2%
Percent satisfied with school-home relations	92.0%	97.8%	92.3%

\*Only students at the highest elementary school grade level at this school and their parents were included.

## REPORT OF PRINCIPAL AND SCHOOL IMPROVEMENT COUNCIL

This report card is presented annually to report to the parents, community, and interested citizens the status of Lambs Elementary School. The report is designed to give the reader information about the progress of the school, faculty, staff, and students.

Lambs Elementary School was recognized as a Silver Palmetto Award recipient for gains in the 2007-2008 PACT test. The school is a member of the Accelerated Schools Project and completed the third year of training for Project Read during the 2009-10 school year.

The faculty, staff, and administration are dedicated to the full implementation of the Charleston Plan for Excellence. Professional development activities are planned that provide the teachers with additional skills to help all students reach their potential in a safe and orderly environment.

For the second consecutive year, Lambs has been recognized as an Exemplar School for PBIS implementation. The faculty is also trained in CHAMPS. Students are taught Lambs traits throughout the curriculum and are rewarded frequently and consistently for positive behavior. Some of the recognitions include incentive drawings, quarterly celebrations and shopping at the Lambs Loot store. As a result, suspensions and office referrals have decreased significantly.

The administration, faculty, and staff use school data to develop strategic plans for improvement. With the Charleston County School District's theme, "Excellence is our Standard," as the backdrop, the mission at Lambs Elementary is to provide quality instruction for all students.

The lead teacher and the principal met weekly with the grade level teams to discuss instructional strategies, monitor student progress, and discuss implementation of strategies and the coherent curriculum. The coherent curriculum and instructional calendars drive the instructional program for all students. Student progress is monitored by using a variety of assessments, including DIBELS, DRA, and MAP testing.

The data from the 2009 PASS test and other student assessments is used to make decisions about intervention strategies. Special emphasis was placed on math and reading during the 2009-10 school year.

Volunteers continue to provide excellent support to the teachers and students. The number of volunteers working with Lambs continues to increase, and the Parent Advocate will continue to expand the program.

Jennifer Wicker, Lead Teacher  
Kenneth R. Plaster, Principal

Comprehensive detail, including definitions of ratings, performance criteria, and explanations of status, is available on [www.ed.sc.gov](http://www.ed.sc.gov) and [www.eoc.sc.gov](http://www.eoc.sc.gov) as well as school and school district websites.

Printed versions are available from school districts upon request.

### Abbreviations Key

N/A Not Applicable N/AV Not Available N/C Not Collected N/R Not Reported I/S Insufficient Sample TBD To be determined  
NI Newly Identified CSI Continuing School Improvement CA Corrective Action RP Plan to Restructure R Restructure DELAY School Improvement Status HOLD School Improvement Status