



SC Annual School Report Card Summary

LADSON ELEMENTARY
Charleston
Grades: PK-5 Enrollment: 607
Principal: Mary Reynolds
Superintendent: Dr. Nancy J. McGinley
Board Chair: Mrs. Ruth Jordan

PERFORMANCE

Comprehensive detail, including definitions of ratings, performance criteria, and explanations of status, is available on www.ed.sc.gov and www.eoc.sc.gov as well as school and school district websites. Printed versions are available from school districts upon request.

YEAR	ABSOLUTE RATING	GROWTH RATING	PALMETTO GOLD AND SILVER AWARD		AYP STATUS	NCLB IMPROVEMENT STATUS
			General Performance	Closing the Gap		
2010	Average	Excellent	TBD	TBD	Met	N/A
2009	Average	Average	N/A	N/A	Met	NI-DELAY
2008	Below Average	Average	N/A	N/A	Not Met	NI

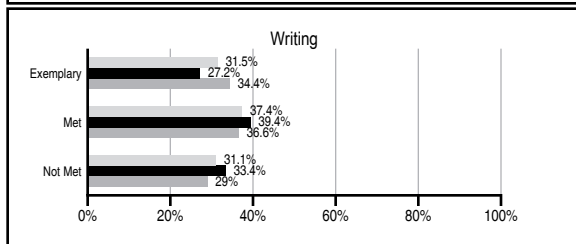
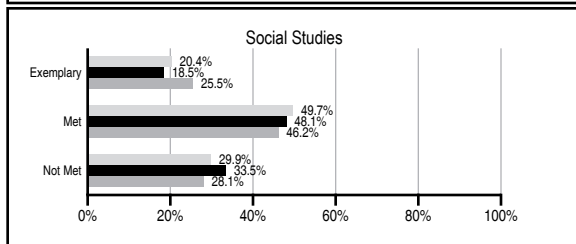
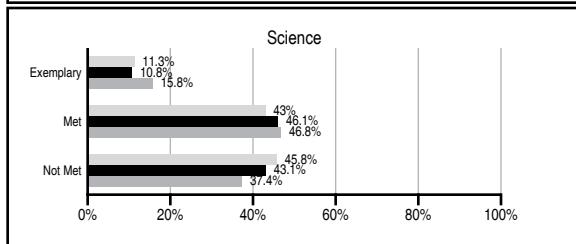
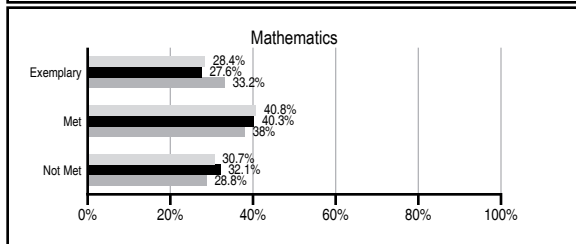
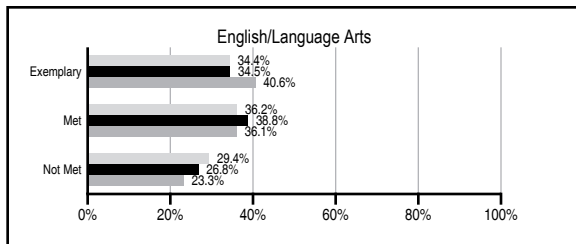
ABSOLUTE RATINGS OF ELEMENTARY SCHOOLS WITH STUDENTS LIKE OURS*

EXCELLENT	GOOD	AVERAGE	BELOW AVERAGE	AT-RISK
2	10	94	14	1

*Ratings are calculated with data available by 03/09/2011. Schools with Students Like Ours are Elementary Schools with Poverty Indices of no more than 5% above or below the index for this school.

PASS PERFORMANCE

Our School
 Elementary Schools with Students Like Ours
 Elementary schools statewide



NAEP PERFORMANCE*

* Performance reported for SC and nation, data not available at school level. Percentages at NAEP Achievement Levels.



SC PERFORMANCE GOAL

2010 Goal:
 By 2010, SC's student achievement will be ranked in the top half of the states nationally. To achieve this goal, we must become one of the fastest improving systems in the country.

2020 Vision:
 By 2020 all students will graduate with the knowledge and skills necessary to compete successfully in the global economy, participate in a democratic society and contribute positively as members of families and communities.

Abbreviations Key

N/A Not Applicable N/AV Not Available N/C Not Collected N/R Not Reported I/S Insufficient Sample TBD To be determined

NI Newly Identified CSI Continuing School Improvement CA Corrective Action RP Plan to Restructure R Restructure DELAY School Improvement Status HOLD School Improvement Status

LADSON ELEMENTARY [Charleston]

SCHOOL PROFILE

	Our School	Change from Last Year	Elementary Schools with Students Like Ours	Median Elementary School
Students (n=607)				
Retention rate	1.8%	No Change	1.6%	1.2%
Attendance rate	95.5%	Down from 96.0%	95.7%	96.1%
Eligible for gifted and talented	7.2%	Up from 5.8%	9.8%	11.7%
With disabilities other than speech	5.1%	Up from 4.6%	9.1%	8.0%
Older than usual for grade	0.2%	No Change	0.6%	0.4%
Out-of-school suspensions or expulsions for violent and/or criminal offenses	0.2%	Up from 0.0%	0.0%	0.0%
Teachers (n=39)				
Teachers with advanced degrees	51.3%	Down from 53.8%	58.5%	60.5%
Continuing contract teachers	87.2%	Up from 71.8%	84.6%	84.6%
Teachers with emergency or provisional certificates	2.9%	Up from 2.8%	0.0%	0.0%
Teachers returning from previous year	92.2%	Up from 90.7%	86.5%	87.0%
Teacher attendance rate	96.6%	Up from 95.6%	95.0%	95.4%
Average teacher salary*	\$46,825	Up 0.6%	\$46,597	\$47,288
Classes not taught by highly qualified teachers	0.6%	Up from 0.0%	0.0%	0.0%
Professional development days/teacher	9.0 days	Up from 8.7 days	11.0 days	10.5 days
School				
Principal's years at school	0.5	Down from 5.0	4.0	4.0
Student-teacher ratio in core subjects	19.4 to 1	Down from 21.5 to 1	19.2 to 1	19.2 to 1
Prime instructional time	91.9%	Up from 91.3%	90.0%	90.8%
Opportunities in the arts	Good	No Change	Good	Good
SACS accreditation	No	No Change	Yes	Yes
Parents attending conferences	100.0%	No Change	100.0%	100.0%
Character development program	Excellent	No Change	Excellent	Excellent
Dollars spent per pupil**	\$6,371	Down 3.1%	\$7,518	\$7,548
Percent of expenditures for instruction**	71.1%	Up from 69.1%	67.7%	68.7%
Percent of expenditures for teacher salaries**	67.9%	Up from 63.5%	64.6%	65.1%
% of AYP objectives met	100.0%	No Change	100.0%	100.0%

* Length of contract = 185+ days.

** Prior year audited financial data available.

EVALUATION RESULTS

	Teachers	Students*	Parents*
Number of surveys returned	28	72	43
Percent satisfied with learning environment	92.9%	81.9%	95.2%
Percent satisfied with social and physical environment	100.0%	76.1%	95.1%
Percent satisfied with school-home relations	73.1%	83.1%	92.7%

*Only students at the highest elementary school grade level at this school and their parents were included.

REPORT OF PRINCIPAL AND SCHOOL IMPROVEMENT COUNCIL

Ladson Elementary School's faculty and staff have clearly defined specific educational goals as we move through our journey toward academic excellence. It is vital for teachers, students, and parents to know and understand each child's level of understanding so that together we can develop a plan to ensure every child meets Adequate Yearly Progress (AYP). By benchmarking student progress and periodically analyzing various data, which includes Dial 3 for child development, Dibels for K-3, and MAP for grades K -5, administrators, teachers, and students update goals to reflect the data provided by the assessments. As goals are met, celebrations are held, and then new goals are developed or in some cases, revised. Teachers use all of the data to drive instructional decisions so that they can continue to meet the needs of all of our students. As is appropriate to meet the varying needs of our children, interventions are implemented and monitored to be sure we continue to serve our children appropriately.

The South Carolina State Standards, the South Carolina State Support Documents, and the Coherent Curriculum are our guides for all instructional planning and delivery. Because we believe that "high expectations result in exemplary performance," challenging goals are set for all of our children. Student progress is regularly discussed at weekly grade level meetings with the principal, teachers, the IDT, and IRT.

Throughout our school year, we hold "Parenting Nights," where speakers address parent concerns and interests and that provide training and support in areas such as reading, math, and test-taking skills. We also provide opportunities for our parents and families to engage in our school family through activities such as "Love Lunches" on Valentine's Day, Muffins for Mothers, Donuts for Dads, Field Day, and a Fall Carnival.

Our ESOL population at Ladson continues to grow, and we are excited to have two teachers working on our campus to provide the needed support for these children. Ladson's commitment is to ensure that all children are provided the opportunities to feel and know success. Our children have great potential, and we are totally committed to helping them reach that potential.

In order to ensure a friendly and inviting school atmosphere, an "Open Door" policy is maintained by our principal. We know it is essential that we all work together as we move forward, ensuring the success of all of our children at Ladson Elementary.

Mary B. Reynolds, Principal
June Gingrich, School Improvement Council Chairperson

Comprehensive detail, including definitions of ratings, performance criteria, and explanations of status, is available on www.ed.sc.gov and www.eoc.sc.gov as well as school and school district websites.

Printed versions are available from school districts upon request.

Abbreviations Key

N/A Not Applicable N/AV Not Available N/C Not Collected N/R Not Reported I/S Insufficient Sample TBD To be determined

NI Newly Identified CSI Continuing School Improvement CA Corrective Action RP Plan to Restructure R Restructure DELAY School Improvement Status HOLD School Improvement Status