



SC Annual School Report Card Summary

HUNLEY PARK ELEMENTARY
Charleston
Grades: PK-5 Enrollment: 476
Principal: Michael L. Ard
Superintendent: Dr. Nancy J. McGinley
Board Chair: Mrs. Ruth Jordan

PERFORMANCE

Comprehensive detail, including definitions of ratings, performance criteria, and explanations of status, is available on www.ed.sc.gov and www.eoc.sc.gov as well as school and school district websites. Printed versions are available from school districts upon request.

YEAR	ABSOLUTE RATING	GROWTH RATING	PALMETTO GOLD AND SILVER AWARD		AYP STATUS	NCLB IMPROVEMENT STATUS
			General Performance	Closing the Gap		
2010	Average	Average	TBD	TBD	Met	N/A
2009	Average	Average	N/A	N/A	Met	N/A
2008	Average	Average	N/A	N/A	Not Met	N/A

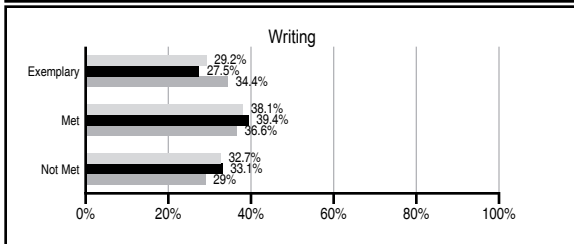
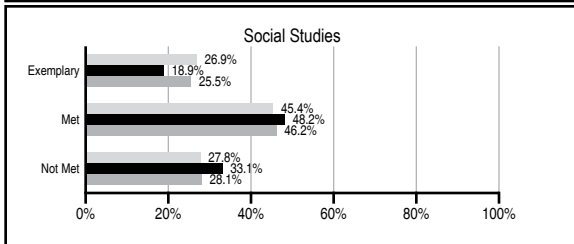
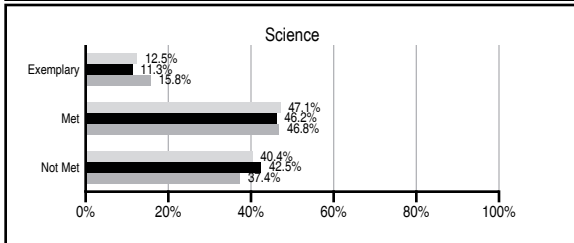
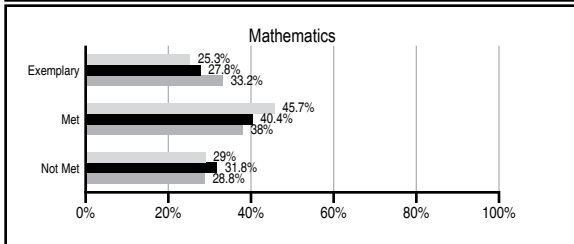
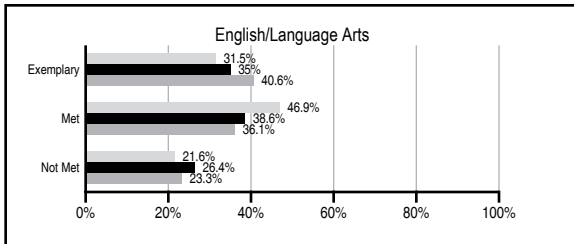
ABSOLUTE RATINGS OF ELEMENTARY SCHOOLS WITH STUDENTS LIKE OURS*

EXCELLENT	GOOD	AVERAGE	BELOW AVERAGE	AT-RISK
2	12	102	12	1

*Ratings are calculated with data available by 03/09/2011. Schools with Students Like Ours are Elementary Schools with Poverty Indices of no more than 5% above or below the index for this school.


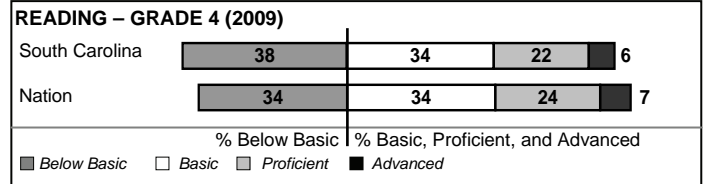
PASS PERFORMANCE

Our School
 Elementary Schools with Students Like Ours
 Elementary schools statewide



NAEP PERFORMANCE*

* Performance reported for SC and nation, data not available at school level. Percentages at NAEP Achievement Levels.



SC PERFORMANCE GOAL

2010 Goal:
 By 2010, SC's student achievement will be ranked in the top half of the states nationally. To achieve this goal, we must become one of the fastest improving systems in the country.

2020 Vision:
 By 2020 all students will graduate with the knowledge and skills necessary to compete successfully in the global economy, participate in a democratic society and contribute positively as members of families and communities.

Abbreviations Key

N/A Not Applicable N/AV Not Available N/C Not Collected N/R Not Reported I/S Insufficient Sample TBD To be determined

NI Newly Identified CSI Continuing School Improvement CA Corrective Action RP Plan to Restructure R Restructure DELAY School Improvement Status HOLD School Improvement Status

HUNLEY PARK ELEMENTARY [Charleston]

SCHOOL PROFILE

	Our School	Change from Last Year	Elementary Schools with Students Like Ours	Median Elementary School
Students (n=476)				
Retention rate	0.9%	Down from 2.6%	1.6%	1.2%
Attendance rate	95.4%	Down from 95.9%	95.7%	96.1%
Eligible for gifted and talented	8.7%	Up from 5.8%	9.4%	11.7%
With disabilities other than speech	6.6%	Up from 6.2%	9.1%	8.0%
Older than usual for grade	1.1%	Up from 0.8%	0.5%	0.4%
Out-of-school suspensions or expulsions for violent and/or criminal offenses	0.4%	No Change	0.0%	0.0%
Teachers (n=35)				
Teachers with advanced degrees	42.9%	Down from 47.1%	59.4%	60.5%
Continuing contract teachers	80.0%	Up from 67.6%	85.0%	84.6%
Teachers with emergency or provisional certificates	0.0%	No Change	0.0%	0.0%
Teachers returning from previous year	83.6%	Up from 78.9%	87.2%	87.0%
Teacher attendance rate	96.6%	Up from 95.4%	94.8%	95.4%
Average teacher salary*	\$43,125	Down 1.2%	\$46,513	\$47,288
Classes not taught by highly qualified teachers	0.0%	No Change	0.0%	0.0%
Professional development days/teacher	10.1 days	Up from 8.5 days	11.1 days	10.5 days
School				
Principal's years at school	7.0	Up from 6.0	4.0	4.0
Student-teacher ratio in core subjects	18.5 to 1	Up from 17.7 to 1	19.3 to 1	19.2 to 1
Prime instructional time	92.0%	Up from 91.0%	89.7%	90.8%
Opportunities in the arts	Good	No Change	Good	Good
SACS accreditation	No	No Change	Yes	Yes
Parents attending conferences	100.0%	No Change	100.0%	100.0%
Character development program	Excellent	No Change	Excellent	Excellent
Dollars spent per pupil**	\$6,803	Down 4.2%	\$7,518	\$7,548
Percent of expenditures for instruction**	70.2%	Up from 70.0%	67.8%	68.7%
Percent of expenditures for teacher salaries**	66.1%	No Change	64.5%	65.1%
% of AYP objectives met	100.0%	No Change	100.0%	100.0%

* Length of contract = 185+ days.

** Prior year audited financial data available.

EVALUATION RESULTS

	Teachers	Students*	Parents*
Number of surveys returned	30	57	34
Percent satisfied with learning environment	93.3%	85.7%	84.8%
Percent satisfied with social and physical environment	93.3%	90.9%	88.2%
Percent satisfied with school-home relations	93.3%	89.3%	82.4%

*Only students at the highest elementary school grade level at this school and their parents were included.

REPORT OF PRINCIPAL AND SCHOOL IMPROVEMENT COUNCIL

Dear Parents and Community Members,

Once again, I am thankful for your trust and support as I serve as principal of Hunley Park Elementary.

Last year, I had the unfortunate task of informing you that we had missed making AYP by a very small margin. However, I have good news! This year we made AYP again, getting us back on track! Now we have made AYP five out of our last seven years together.

We continue to thrive through the implementation of our "3 Bees": "Be Respectful, Be Responsible, Be Ready to Learn". Every aspect of our school is governed by these three rules. We won an award as an "Exemplar" school this year for the third year in a row. Our school environment has continued to be positive so as to promote the highest level of achievement possible for our students.

Our school has also benefitted greatly from our Response to Intervention Program. As a result of making intensive academic interventions where needed, we only have a .8% retention rate this year. That is less than one percent of our students who will need retention for a full year. This is a superb result!

Our team here at Hunley Park Elementary has already begun planning for next year. We intend to have our best year yet!

Michael Ard, Principal
Joan Doran, SIC Chairperson

Comprehensive detail, including definitions of ratings, performance criteria, and explanations of status, is available on www.ed.sc.gov and www.eoc.sc.gov as well as school and school district websites.

Printed versions are available from school districts upon request.

Abbreviations Key

N/A Not Applicable N/AV Not Available N/C Not Collected N/R Not Reported I/S Insufficient Sample TBD To be determined

NI Newly Identified CSI Continuing School Improvement CA Corrective Action RP Plan to Restructure R Restructure DELAY School Improvement Status HOLD School Improvement Status