



SC Annual School Report Card Summary

W B GOODWIN ELEMENTARY
Charleston
Grades: PK-5 Enrollment: 625
Principal: Diane Ross
Superintendent: Dr. Nancy J. McGinley
Board Chair: Mrs. Ruth Jordan

PERFORMANCE

Comprehensive detail, including definitions of ratings, performance criteria, and explanations of status, is available on www.ed.sc.gov and www.eoc.sc.gov as well as school and school district websites. Printed versions are available from school districts upon request.

YEAR	ABSOLUTE RATING	GROWTH RATING	PALMETTO GOLD AND SILVER AWARD		AYP STATUS	NCLB IMPROVEMENT STATUS
			General Performance	Closing the Gap		
2010	Average	Average	TBD	TBD	Met	N/A
2009	Average	Average	Silver	N/A	Met	RP-DELAY
2008	Below Average	Good	Silver	Silver	Not Met	RP

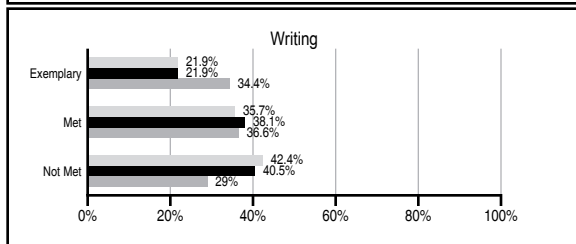
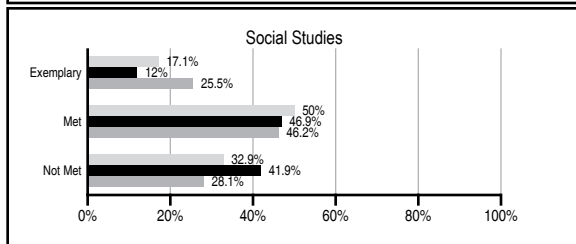
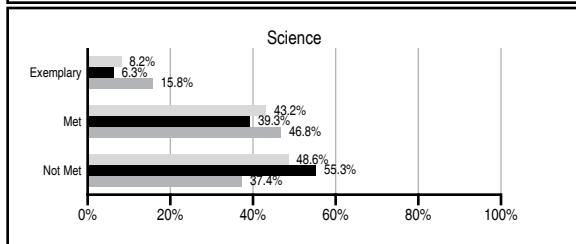
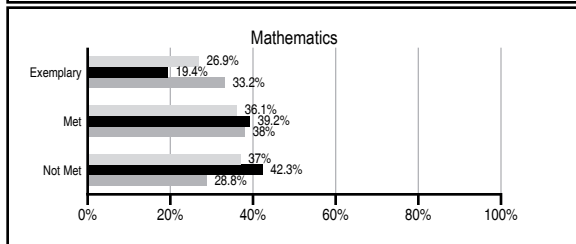
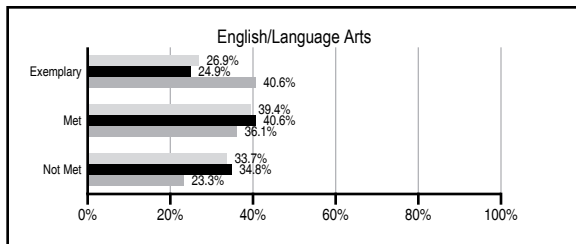
ABSOLUTE RATINGS OF ELEMENTARY SCHOOLS WITH STUDENTS LIKE OURS*

EXCELLENT	GOOD	AVERAGE	BELOW AVERAGE	AT-RISK
0	4	80	57	23

* Ratings are calculated with data available by 03/09/2011. Schools with Students Like Ours are Elementary Schools with Poverty Indices of no more than 5% above or below the index for this school.

PASS PERFORMANCE

Our School
 Elementary Schools with Students Like Ours
 Elementary schools statewide



NAEP PERFORMANCE*

* Performance reported for SC and nation, data not available at school level. Percentages at NAEP Achievement Levels.



SC PERFORMANCE GOAL

2010 Goal:
 By 2010, SC's student achievement will be ranked in the top half of the states nationally. To achieve this goal, we must become one of the fastest improving systems in the country.

2020 Vision:
 By 2020 all students will graduate with the knowledge and skills necessary to compete successfully in the global economy, participate in a democratic society and contribute positively as members of families and communities.

Abbreviations Key

N/A Not Applicable N/AV Not Available N/C Not Collected N/R Not Reported I/S Insufficient Sample TBD To be determined

NI Newly Identified CSI Continuing School Improvement CA Corrective Action RP Plan to Restructure R Restructure DELAY School Improvement Status HOLD School Improvement Status

W B GOODWIN ELEMENTARY [Charleston]

SCHOOL PROFILE

	Our School	Change from Last Year	Elementary Schools with Students Like Ours	Median Elementary School
Students (n=625)				
Retention rate	0.0%	Down from 1.7%	1.5%	1.2%
Attendance rate	96.3%	Down from 96.6%	95.9%	96.1%
Eligible for gifted and talented	2.8%	Up from 1.6%	4.4%	11.7%
With disabilities other than speech	4.0%	Up from 3.5%	8.4%	8.0%
Older than usual for grade	0.0%	Down from 0.5%	0.8%	0.4%
Out-of-school suspensions or expulsions for violent and/or criminal offenses	0.0%	No Change	0.0%	0.0%
Teachers (n=51)				
Teachers with advanced degrees	49.0%	Down from 49.1%	60.0%	60.5%
Continuing contract teachers	64.7%	Up from 52.8%	78.8%	84.6%
Teachers with emergency or provisional certificates	0.0%	No Change	0.0%	0.0%
Teachers returning from previous year	82.1%	Up from 81.2%	83.5%	87.0%
Teacher attendance rate	98.0%	Up from 95.7%	95.4%	95.4%
Average teacher salary*	\$41,240	Down 1.0%	\$45,504	\$47,288
Classes not taught by highly qualified teachers	4.3%	Up from 0.0%	0.0%	0.0%
Professional development days/teacher	13.8 days	Down from 14.0 days	10.6 days	10.5 days
School				
Principal's years at school	2.0	Up from 1.0	3.0	4.0
Student-teacher ratio in core subjects	14.2 to 1	Down from 14.7 to 1	17.1 to 1	19.2 to 1
Prime instructional time	94.0%	Up from 91.6%	90.4%	90.8%
Opportunities in the arts	Good	No Change	Good	Good
SACS accreditation	No	No Change	Yes	Yes
Parents attending conferences	100.0%	No Change	100.0%	100.0%
Character development program	Excellent	No Change	Excellent	Excellent
Dollars spent per pupil**	\$7,025	Up 0.8%	\$8,757	\$7,548
Percent of expenditures for instruction**	73.8%	No Change	68.1%	68.7%
Percent of expenditures for teacher salaries**	71.5%	Up from 69.0%	62.5%	65.1%
% of AYP objectives met	100.0%	No Change	100.0%	100.0%

* Length of contract = 185+ days.

** Prior year audited financial data available.

EVALUATION RESULTS

	Teachers	Students*	Parents*
Number of surveys returned	34	59	34
Percent satisfied with learning environment	76.5%	93.2%	85.3%
Percent satisfied with social and physical environment	88.2%	88.1%	91.2%
Percent satisfied with school-home relations	44.1%	86.4%	82.4%

*Only students at the highest elementary school grade level at this school and their parents were included.

REPORT OF PRINCIPAL AND SCHOOL IMPROVEMENT COUNCIL

The faculty and staff of W. B. Goodwin Elementary have defined specific educational goals as we continue our journey toward academic excellence. It is important for teachers, students, and parents to know and understand each child's level of understanding and collectively develop plans to help every student make Adequate Yearly Progress (AYP). We are benchmarking student progress by analyzing various data periodically that include Measures of Academic Progress (MAP) for kindergarten through fifth graders, Dominie for kindergarten through third graders, Stanford 10 for first through third graders, and the DIAL 3 for child-development students. The administrators, teachers, and students update goals after each assessment. Celebrations occur as the students meet their goals, and new goals are then developed or, in some cases, revised. Teachers use the data in making instructional decisions so that they can continue to meet the needs of all students. Through our CORE process, interventions are implemented and monitored to be sure we continue to serve our children appropriately.

The SC State Standards and the CCSD Coherent Curriculum are the blueprints for our instructional planning and delivery. We set challenging goals for our students because we believe that "high expectations result in exemplary performance." Grade-level teachers meet with the principal and Instructional Resource Teacher on a weekly basis to discuss student progress.

This past year, Goodwin Elementary made AYP and moved from Below Average to Average on the State School Report Card. The emphasis placed on relationships with students and their families, rigor and relevance, and student responsibility has resulted in improved student achievement for students in all ethnic groups. We are excited that twenty percent of our student body is Hispanic and we now have two ESOL teachers on campus to support these students and their families. Everyone at Goodwin makes a commitment to all children so they know and feel success. We know that our students have great potential and we are committed to helping them reach that potential.

The principal has an open door policy to ensure a school climate that is friendly and inviting. It is essential to work together as we move forward to guarantee the success of all Goodwin Elementary students.

Diane Ross, Principal
Marzel Thomas, School Improvement Council Chairperson

Comprehensive detail, including definitions of ratings, performance criteria, and explanations of status, is available on www.ed.sc.gov and www.eoc.sc.gov as well as school and school district websites.

Printed versions are available from school districts upon request.

Abbreviations Key

N/A Not Applicable N/AV Not Available N/C Not Collected N/R Not Reported I/S Insufficient Sample TBD To be determined

NI Newly Identified CSI Continuing School Improvement CA Corrective Action RP Plan to Restructure R Restructure DELAY School Improvement Status HOLD School Improvement Status