



SC Annual School Report Card Summary

IVA ELEMENTARY
Anderson 3
Grades: PK-5 Enrollment: 438
Principal: J. Eric Hughes
Superintendent: Gail R. Southard
Board Chair: Danny Davis

PERFORMANCE

Comprehensive detail, including definitions of ratings, performance criteria, and explanations of status, is available on www.ed.sc.gov and www.eoc.sc.gov as well as school and school district websites. Printed versions are available from school districts upon request.

YEAR	ABSOLUTE RATING	GROWTH RATING	PALMETTO GOLD AND SILVER AWARD		AYP STATUS	NCLB IMPROVEMENT STATUS
			General Performance	Closing the Gap		
2010	Average	Excellent	TBD	TBD	Met	N/A
2009	Average	Average	N/A	N/A	Met	N/A
2008	Average	At-Risk	N/A	Silver	Not Met	N/A

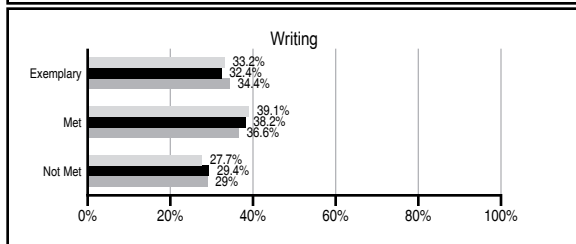
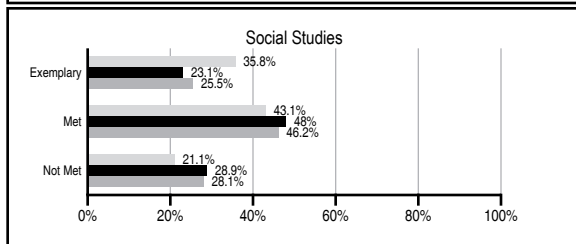
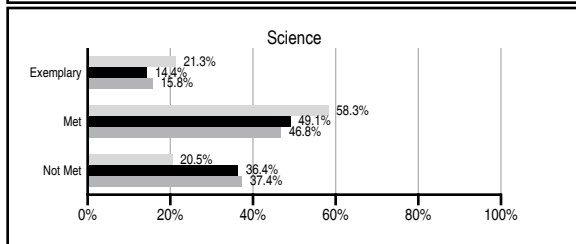
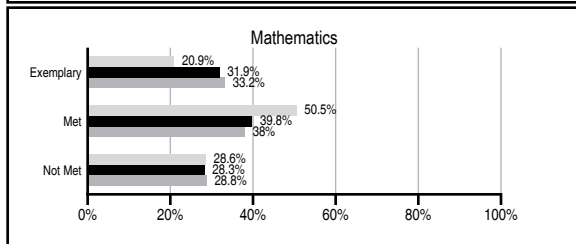
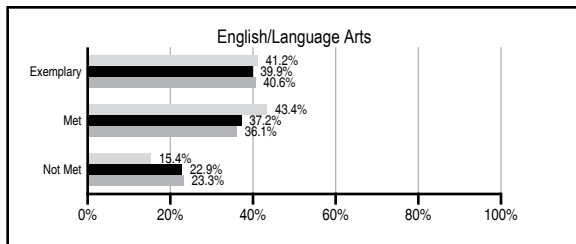
ABSOLUTE RATINGS OF ELEMENTARY SCHOOLS WITH STUDENTS LIKE OURS*

EXCELLENT	GOOD	AVERAGE	BELOW AVERAGE	AT-RISK
8	24	89	3	0

* Ratings are calculated with data available by 03/09/2011. Schools with Students Like Ours are Elementary Schools with Poverty Indices of no more than 5% above or below the index for this school.

PASS PERFORMANCE

Our School
 Elementary Schools with Students Like Ours
 Elementary schools statewide



NAEP PERFORMANCE*

* Performance reported for SC and nation, data not available at school level. Percentages at NAEP Achievement Levels.



SC PERFORMANCE GOAL

2010 Goal:
 By 2010, SC's student achievement will be ranked in the top half of the states nationally. To achieve this goal, we must become one of the fastest improving systems in the country.

2020 Vision:
 By 2020 all students will graduate with the knowledge and skills necessary to compete successfully in the global economy, participate in a democratic society and contribute positively as members of families and communities.

Abbreviations Key

N/A Not Applicable N/AV Not Available N/C Not Collected N/R Not Reported I/S Insufficient Sample TBD To be determined

NI Newly Identified CSI Continuing School Improvement CA Corrective Action RP Plan to Restructure R Restructure DELAY School Improvement Status HOLD School Improvement Status

IVA ELEMENTARY [Anderson 3]

SCHOOL PROFILE

	Our School	Change from Last Year	Elementary Schools with Students Like Ours	Median Elementary School
Students (n=438)				
Retention rate	1.5%	Down from 2.8%	1.2%	1.2%
Attendance rate	95.9%	Down from 96.6%	95.9%	96.1%
Eligible for gifted and talented	8.9%	Up from 6.9%	11.8%	11.7%
With disabilities other than speech	8.2%	Up from 8.0%	8.7%	8.0%
Older than usual for grade	0.9%	No Change	0.4%	0.4%
Out-of-school suspensions or expulsions for violent and/or criminal offenses	0.0%	No Change	0.0%	0.0%
Teachers (n=30)				
Teachers with advanced degrees	76.7%	Up from 62.1%	60.0%	60.5%
Continuing contract teachers	96.7%	Up from 86.2%	85.7%	84.6%
Teachers with emergency or provisional certificates	0.0%	No Change	0.0%	0.0%
Teachers returning from previous year	87.1%	Down from 87.5%	88.8%	87.0%
Teacher attendance rate	96.3%	Up from 96.2%	95.4%	95.4%
Average teacher salary*	\$46,345	Up 1.4%	\$47,258	\$47,288
Classes not taught by highly qualified teachers	0.0%	No Change	0.0%	0.0%
Professional development days/teacher	10.9 days	Down from 15.0 days	10.5 days	10.5 days
School				
Principal's years at school	9.0	Up from 8.0	4.0	4.0
Student-teacher ratio in core subjects	18.7 to 1	Up from 16.7 to 1	19.1 to 1	19.2 to 1
Prime instructional time	91.8%	Down from 92.1%	90.5%	90.8%
Opportunities in the arts	Good	No Change	Good	Good
SACS accreditation	Yes	No Change	Yes	Yes
Parents attending conferences	100.0%	Up from 98.6%	100.0%	100.0%
Character development program	Excellent	No Change	Excellent	Excellent
Dollars spent per pupil**	\$7,488	Up 5.6%	\$7,512	\$7,548
Percent of expenditures for instruction**	63.4%	Down from 67.2%	67.4%	68.7%
Percent of expenditures for teacher salaries**	59.3%	Down from 63.0%	63.8%	65.1%
% of AYP objectives met	100.0%	No Change	100.0%	100.0%

* Length of contract = 185+ days.

** Prior year audited financial data available.

EVALUATION RESULTS

	Teachers	Students*	Parents*
Number of surveys returned	33	72	54
Percent satisfied with learning environment	97.0%	84.3%	81.5%
Percent satisfied with social and physical environment	100.0%	84.1%	81.5%
Percent satisfied with school-home relations	93.5%	91.4%	79.6%

*Only students at the highest elementary school grade level at this school and their parents were included.

REPORT OF PRINCIPAL AND SCHOOL IMPROVEMENT COUNCIL

Iva Elementary has had another busy but wonderful school year. The faculty and staff of Iva Elementary School are committed to serving children according to their individual needs and helping them develop to their fullest potential. At Iva Elementary, our students are held accountable for learning state standards, striving toward high achievement, and learning to respect themselves as well as others. During the 2009-2010 school year, Iva Elementary served 432 students in four-year-old kindergarten through fifth grade.

Iva is fully accredited by the Southern Association of Colleges and Schools and has an all-clear status from the State Department of Education. Parents and visitors are always welcome and our staff truly cares about the children in our community. MAP Testing continued at Iva Elementary this year to help staff better identify the strengths and weaknesses of our curriculum. We also implemented the ALEKS Online Math Program this year. The best part about ALEKS MATH is it allows students to continue working with the program at home. The improvements seen at Iva Elementary are made because of the team work provided by our faculty and staff, hardworking students, caring parents, and a supportive community.

Iva Elementary is very fortunate to have a supportive PTO that works diligently to foster closer relations between home and school. Many parents spend hours giving of their time, energy, and resources to help Iva succeed in all areas. This year our PTO supported our Box Top Drive, assisted with picture days, volunteered at Santa's Workshop, sponsored our school dance, supplied ribbons for awards day, supported our Book Fair, and recognized our staff with a luncheon during Staff Appreciation Week. Our first grade teacher, Julie Brewster, was selected by the faculty as our Teacher of the Year.

Iva Elementary continues to strive for school improvement on a daily basis. As professional educators, we believe education is much more than just books and paper and we are dedicated to providing instruction that motivates our children to learn. We are grateful for the wonderful help and support we receive from our parents and our community.

Eric Hughes, Principal
Kelly Fortner, SIC Chairperson

Comprehensive detail, including definitions of ratings, performance criteria, and explanations of status, is available on www.ed.sc.gov and www.eoc.sc.gov as well as school and school district websites.

Printed versions are available from school districts upon request.

Abbreviations Key

N/A Not Applicable N/AV Not Available N/C Not Collected N/R Not Reported I/S Insufficient Sample TBD To be determined

NI Newly Identified CSI Continuing School Improvement CA Corrective Action RP Plan to Restructure R Restructure DELAY School Improvement Status HOLD School Improvement Status