



SC Annual School Report Card Summary

HONEA PATH ELEMENTARY
Anderson 2
Grades: PK-4 Enrollment: 545
Principal: Mark Robertson
Superintendent: Mr. Thomas T. Chapman
Board Chair: Mrs. Brenda Cooley

PERFORMANCE

Comprehensive detail, including definitions of ratings, performance criteria, and explanations of status, is available on www.ed.sc.gov and www.eoc.sc.gov as well as school and school district websites. Printed versions are available from school districts upon request.

YEAR	ABSOLUTE RATING	GROWTH RATING	PALMETTO GOLD AND SILVER AWARD		AYP STATUS	NCLB IMPROVEMENT STATUS
			General Performance	Closing the Gap		
2010	Good	Average	TBD	TBD	Met	N/A
2009	Average	Average	N/A	N/A	Met	N/A
2008	Average	At-Risk	N/A	N/A	Not Met	N/A

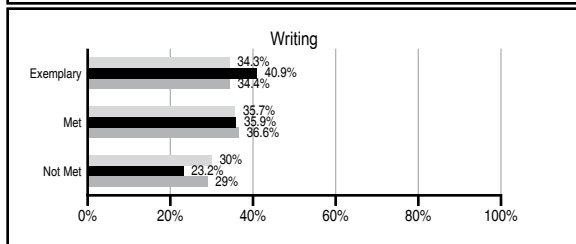
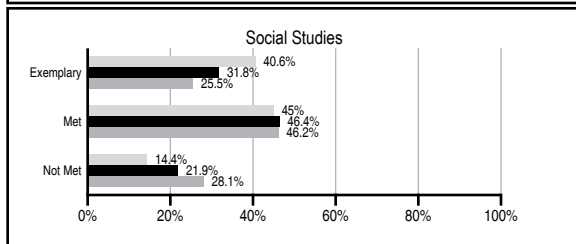
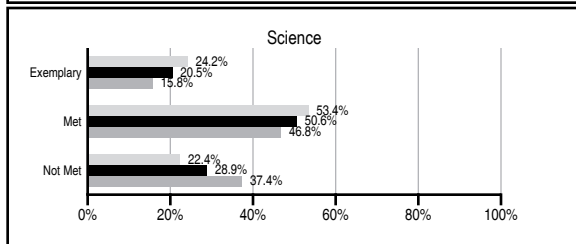
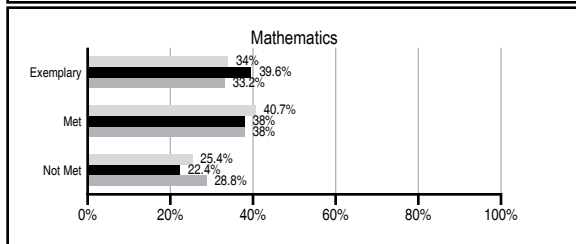
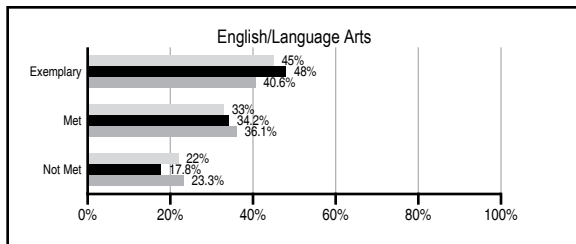
ABSOLUTE RATINGS OF ELEMENTARY SCHOOLS WITH STUDENTS LIKE OURS*

EXCELLENT	GOOD	AVERAGE	BELOW AVERAGE	AT-RISK
23	38	31	0	0

* Ratings are calculated with data available by 03/09/2011. Schools with Students Like Ours are Elementary Schools with Poverty Indices of no more than 5% above or below the index for this school.

PASS PERFORMANCE

Our School
 Elementary Schools with Students Like Ours
 Elementary schools statewide



NAEP PERFORMANCE*

* Performance reported for SC and nation, data not available at school level. Percentages at NAEP Achievement Levels.



SC PERFORMANCE GOAL

2010 Goal:
 By 2010, SC's student achievement will be ranked in the top half of the states nationally. To achieve this goal, we must become one of the fastest improving systems in the country.

2020 Vision:
 By 2020 all students will graduate with the knowledge and skills necessary to compete successfully in the global economy, participate in a democratic society and contribute positively as members of families and communities.

Abbreviations Key

N/A Not Applicable N/AV Not Available N/C Not Collected N/R Not Reported I/S Insufficient Sample TBD To be determined

NI Newly Identified CSI Continuing School Improvement CA Corrective Action RP Plan to Restructure R Restructure DELAY School Improvement Status HOLD School Improvement Status

HONEA PATH ELEMENTARY [Anderson 2]

SCHOOL PROFILE

	Our School	Change from Last Year	Elementary Schools with Students Like Ours	Median Elementary School
Students (n=545)				
Retention rate	3.0%	Down from 5.0%	1.2%	1.2%
Attendance rate	95.7%	No Change	96.2%	96.1%
Eligible for gifted and talented	16.8%	Up from 9.6%	16.1%	11.7%
With disabilities other than speech	9.2%	Up from 8.7%	7.6%	8.0%
Older than usual for grade	3.0%	Down from 3.1%	0.3%	0.4%
Out-of-school suspensions or expulsions for violent and/or criminal offenses	0.0%	No Change	0.0%	0.0%
Teachers (n=34)				
Teachers with advanced degrees	44.1%	Down from 47.1%	61.8%	60.5%
Continuing contract teachers	85.3%	Down from 94.1%	86.5%	84.6%
Teachers with emergency or provisional certificates	0.0%	No Change	0.0%	0.0%
Teachers returning from previous year	93.7%	Up from 93.6%	89.3%	87.0%
Teacher attendance rate	94.4%	Up from 94.1%	95.5%	95.4%
Average teacher salary*	\$45,085	Down 3.9%	\$48,015	\$47,288
Classes not taught by highly qualified teachers	0.0%	No Change	0.0%	0.0%
Professional development days/teacher	10.9 days	Down from 14.8 days	10.8 days	10.5 days
School				
Principal's years at school	5.0	Up from 4.0	5.0	4.0
Student-teacher ratio in core subjects	21.7 to 1	Up from 20.3 to 1	19.9 to 1	19.2 to 1
Prime instructional time	88.0%	Down from 88.1%	90.8%	90.8%
Opportunities in the arts	Good	No Change	Good	Good
SACS accreditation	Yes	No Change	Yes	Yes
Parents attending conferences	99.9%	No Change	100.0%	100.0%
Character development program	Excellent	No Change	Excellent	Excellent
Dollars spent per pupil**	\$6,504	Up 5.3%	\$7,019	\$7,548
Percent of expenditures for instruction**	76.3%	Up from 75.4%	69.2%	68.7%
Percent of expenditures for teacher salaries**	71.5%	Up from 65.5%	66.0%	65.1%
% of AYP objectives met	100.0%	No Change	100.0%	100.0%

* Length of contract = 185+ days.

** Prior year audited financial data available.

EVALUATION RESULTS

	Teachers	Students*	Parents*
Number of surveys returned	25	100	65
Percent satisfied with learning environment	92.0%	80.0%	82.8%
Percent satisfied with social and physical environment	88.0%	84.0%	86.2%
Percent satisfied with school-home relations	92.0%	83.0%	84.4%

*Only students at the highest elementary school grade level at this school and their parents were included.

REPORT OF PRINCIPAL AND SCHOOL IMPROVEMENT COUNCIL

Honea Path Elementary School is an exceptional school with fantastic, well-behaved students, great parents, community support, and an exceptional staff. We traditionally have good test scores, and we take great pride in being a community of learners committed to providing "Excellence in Education" through innovative instructional practices. Students are the top priority at HPE! We do what is in the best interest of students on a daily basis.

Achievements at HPE for the 2009-2010 school year include: 5th Annual Author's Tea, Semester Awards Day, a 28 Mobile Laptop Station, 23 promethean boards and visual presenters, Grandparent's Day, Muffins for Mom, Dad's Days, Mrs. Sandy Robinson, 3rd grade Teacher - 2009-2010 Teacher of the Year, Merit Academy and Mentoring Program continued to make a difference in the lives of students who need extra academic enrichment opportunities, PBIS School-Wide Responsibility Program in its 3rd year with students recognized for proper behavior over the intercom and on "The Buzz", our televised morning talk show.

We continue to ready ourselves to become an Exemplary Reading School in the future by doing book studies and having special guests provide staff development on literacy. We had a significant amount of afterschool math staff development provided to our teachers by Dr. Patty Smith. The focus was on making math fun through the use of manipulatives. Our school was able to purchase 40 I-pod Touches for our students, and Tech-Thursday provided our staff with the opportunity to learn about technology applications.

Our school is in the second year of a Distinguished Arts Innovation Grant that enabled our students to interact with an array of talented Artists-in-Residence such as Hawk Hearst - Native Americans, Sarah Duvall - Holiday Storytelling, Fiddle Steps - Square Dancing, Bobby Plair Jazz Group, John Fowler - Storyteller and Musician, Tim Lowery - American History and Folk Stories.

It was a successful 2009-2010 at HPE! The HPE school community is committed to providing an educational environment for our students that is exciting, standards-based, innovative, safe, and nurturing. We are proud to be a community of learners, and we provide an exemplary education.

Our School Improvement Council Chair is Mrs. Nan Campbell.
Mark Robertson, Principal

Comprehensive detail, including definitions of ratings, performance criteria, and explanations of status, is available on www.ed.sc.gov and www.eoc.sc.gov as well as school and school district websites.

Printed versions are available from school districts upon request.

Abbreviations Key

N/A Not Applicable N/AV Not Available N/C Not Collected N/R Not Reported I/S Insufficient Sample TBD To be determined
NI Newly Identified CSI Continuing School Improvement CA Corrective Action RP Plan to Restructure R Restructure DELAY School Improvement Status HOLD School Improvement Status