



SC Annual School Report Card Summary

BELTON ELEMENTARY
Anderson 2
Grades: 3-5 Enrollment: 479
Principal: Adrienne Davenport
Superintendent: Mr. Thomas T. Chapman
Board Chair: Mrs. Brenda Cooley

PERFORMANCE

Comprehensive detail, including definitions of ratings, performance criteria, and explanations of status, is available on www.ed.sc.gov and www.eoc.sc.gov as well as school and school district websites. Printed versions are available from school districts upon request.

YEAR	ABSOLUTE RATING	GROWTH RATING	PALMETTO GOLD AND SILVER AWARD		AYP STATUS	NCLB IMPROVEMENT STATUS
			General Performance	Closing the Gap		
2010	Excellent	Excellent	TBD	TBD	Met	N/A
2009	Excellent	Good	Gold	Silver	Met	N/A
2008	Good	Below Average	N/A	N/A	Met	N/A

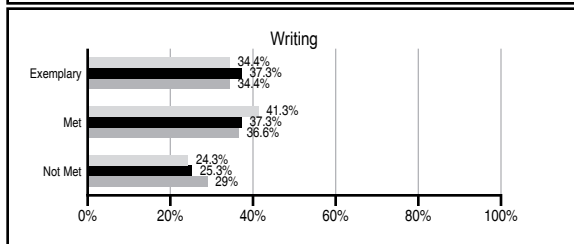
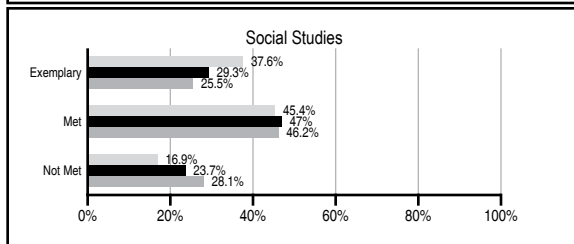
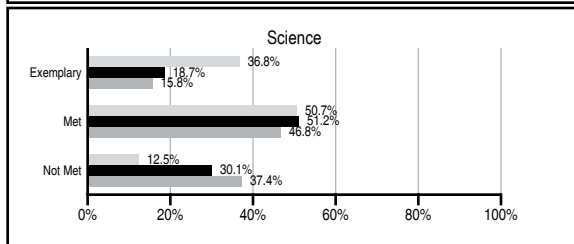
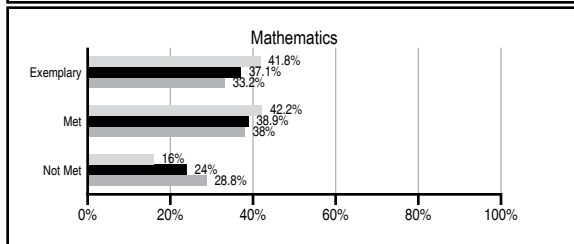
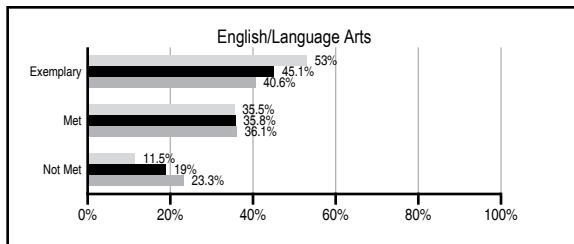
ABSOLUTE RATINGS OF ELEMENTARY SCHOOLS WITH STUDENTS LIKE OURS*

EXCELLENT	GOOD	AVERAGE	BELOW AVERAGE	AT-RISK
15	39	43	0	0

* Ratings are calculated with data available by 03/09/2011. Schools with Students Like Ours are Elementary Schools with Poverty Indices of no more than 5% above or below the index for this school.

PASS PERFORMANCE

Our School
 Elementary Schools with Students Like Ours
 Elementary schools statewide



NAEP PERFORMANCE*

* Performance reported for SC and nation, data not available at school level. Percentages at NAEP Achievement Levels.



SC PERFORMANCE GOAL

2010 Goal:
 By 2010, SC's student achievement will be ranked in the top half of the states nationally. To achieve this goal, we must become one of the fastest improving systems in the country.

2020 Vision:
 By 2020 all students will graduate with the knowledge and skills necessary to compete successfully in the global economy, participate in a democratic society and contribute positively as members of families and communities.

Abbreviations Key

N/A Not Applicable N/AV Not Available N/C Not Collected N/R Not Reported I/S Insufficient Sample TBD To be determined

NI Newly Identified CSI Continuing School Improvement CA Corrective Action RP Plan to Restructure R Restructure DELAY School Improvement Status HOLD School Improvement Status

BELTON ELEMENTARY [Anderson 2]

SCHOOL PROFILE

	Our School	Change from Last Year	Elementary Schools with Students Like Ours	Median Elementary School
Students (n=479)				
Retention rate	0.8%	Down from 1.1%	1.2%	1.2%
Attendance rate	99.0%	Up from 95.9%	96.1%	96.1%
Eligible for gifted and talented	18.6%	Up from 8.8%	14.7%	11.7%
With disabilities other than speech	5.1%	Down from 7.7%	8.3%	8.0%
Older than usual for grade	1.0%	Down from 1.4%	0.3%	0.4%
Out-of-school suspensions or expulsions for violent and/or criminal offenses	0.0%	No Change	0.0%	0.0%
Teachers (n=27)				
Teachers with advanced degrees	29.6%	Down from 30.8%	59.7%	60.5%
Continuing contract teachers	81.5%	Up from 80.8%	85.9%	84.6%
Teachers with emergency or provisional certificates	0.0%	No Change	0.0%	0.0%
Teachers returning from previous year	89.6%	Up from 88.2%	86.7%	87.0%
Teacher attendance rate	96.4%	Up from 96.2%	95.5%	95.4%
Average teacher salary*	\$44,426	Up 0.8%	\$47,490	\$47,288
Classes not taught by highly qualified teachers	0.0%	No Change	0.0%	0.0%
Professional development days/teacher	11.2 days	Down from 17.5 days	10.3 days	10.5 days
School				
Principal's years at school	4.0	Up from 3.0	4.3	4.0
Student-teacher ratio in core subjects	19.7 to 1	Up from 18.8 to 1	20.0 to 1	19.2 to 1
Prime instructional time	94.6%	Up from 90.7%	90.8%	90.8%
Opportunities in the arts	Good	No Change	Good	Good
SACS accreditation	Yes	No Change	Yes	Yes
Parents attending conferences	93.9%	Up from 90.3%	100.0%	100.0%
Character development program	Average	Down from Good	Excellent	Excellent
Dollars spent per pupil**	\$5,888	Down 3.6%	\$6,958	\$7,548
Percent of expenditures for instruction**	72.7%	Down from 74.7%	68.9%	68.7%
Percent of expenditures for teacher salaries**	69.8%	Up from 60.9%	65.6%	65.1%
% of AYP objectives met	100.0%	No Change	100.0%	100.0%

* Length of contract = 185+ days.

** Prior year audited financial data available.

EVALUATION RESULTS

	Teachers	Students*	Parents*
Number of surveys returned	28	136	100
Percent satisfied with learning environment	100.0%	86.8%	86.7%
Percent satisfied with social and physical environment	100.0%	86.0%	91.0%
Percent satisfied with school-home relations	100.0%	91.8%	83.0%

*Only students at the highest elementary school grade level at this school and their parents were included.

REPORT OF PRINCIPAL AND SCHOOL IMPROVEMENT COUNCIL

Belton Elementary School is committed to providing a climate where all students can achieve and experience success. Our mission, through collaborative efforts with the home and community, is to encourage students to believe in themselves, excel in performance, and to succeed in life. We strive daily to fulfill this mission.

Our students continue to achieve academically. Once again our students scored above the state average on the 2009 PASS in all subjects and in all grades. In addition, we met the Adequate Yearly Progress criteria as stipulated by the federal law, No Child Left Behind. We received an Excellent absolute rating and a Good growth rating on our school report card, which qualified us for a Palmetto Gold Award—the first in this school's history! We also were recognized by the Education Oversight Committee for Closing the Achievement Gap for our students who qualify for Free and Reduced Lunch. We are certainly proud of our educational accomplishments.

Our students learned to be good citizens through participation in community projects such as Relay for Life, the Sharing Tree, and Pennies for Patients. Leadership opportunities such as the BES Morning News, Library Helpers, and Panda Patrol are designed to assist students in becoming responsible citizens. Our faculty continually strives to meet the needs of our students to create the best learning environment possible. Our teachers continue to spend hours in staff development to learn to utilize research-based best practices to make learning meaningful for all students. This year, we had a yearlong focus on writing in partnership with the Upstate Writing Project out of Clemson University. All of our classrooms are equipped with Promethean Boards and interactive white boards, which allow teachers to integrate technology into their instruction. We continue to have strong participation in our Accelerated Reader program, with record breaking quarterly achievements during this past school year. This past summer, our students and staff participated in the No Book Left Unread reading challenge sponsored by State Department of Education and read 104,749 pages! We truly emphasize the importance of reading here at BES.

In preparation for the 2010-2011 school year, faculty, staff, SIC, PTO, students, and parents will continue to focus on student performance. We reach out to our community as we partner to continue our successes. We thank everyone who made this past year wonderful and we look forward to greater achievements in the future. Belton Elementary – Expect the Best!

Andrea Burris, SIC Chair
Adrienne Davenport, Principal

Comprehensive detail, including definitions of ratings, performance criteria, and explanations of status, is available on www.ed.sc.gov and www.eoc.sc.gov as well as school and school district websites.

Printed versions are available from school districts upon request.

Abbreviations Key

N/A Not Applicable N/AV Not Available N/C Not Collected N/R Not Reported I/S Insufficient Sample TBD To be determined

NI Newly Identified CSI Continuing School Improvement CA Corrective Action RP Plan to Restructure R Restructure DELAY School Improvement Status HOLD School Improvement Status