



SC Annual School Report Card Summary

H B SWOFFORD CAREER CENTER
Grades: 9-12 Enrollment: 966
Director: Charles T. Campbell
Board Chair: Mr. Hugh Burnett
Superintendents: Dr. Ronald W. Garner Spartanburg 1
Dr. Scott J. Mercer Spartanburg 2

PERFORMANCE

Comprehensive detail, including definitions of ratings, performance criteria, and explanations of status, is available on www.ed.sc.gov and www.eoc.sc.gov as well as school and school district websites. Printed versions are available from school districts upon request.

YEAR	ABSOLUTE RATING	GROWTH RATING	PALMETTO GOLD AND SILVER AWARD		AYP STATUS	NCLB IMPROVEMENT STATUS
			General Performance	Closing the Gap		
2010	Good	At-Risk	TBD	TBD	N/A	N/A
2009	Excellent	Good	Gold	N/A	N/A	N/A
2008	Excellent	Excellent	Gold	N/A	N/A	N/A

ABSOLUTE RATINGS OF CAREER CENTERS IN SC*

EXCELLENT	GOOD	AVERAGE	BELOW AVERAGE	AT-RISK
17	14	1	4	1

*Ratings are calculated with data available by 03/07/2011. All Career Centers in South Carolina are included.

TECHNICAL SKILL ATTAINMENT

The percentage of students enrolled in career and technology courses at a center who earn a 2.0 or above on the final course grade.

Our Center		State Center Average (%)	
n	%	n	%
794	83.4%		86.0%

GRADUATION RATE

The number of 12th grade career technology education students who graduate in the spring is divided by the number of 12th graders enrolled in the center and converted to a percentage.

Our Center		State Center Average (%)	
n	%	n	%
171	95.3%		95.8%

PLACEMENT RATE


The number of career and technology completers who are available for placement in postsecondary instruction, military services, or employment is divided into the number of students over a three-year period who are actually placed and converted to a percentage. This criterion mirrors the Perkins standard.

Our Center		State Center Average (%)	
n	%	n	%
273	100.0%		96.7%


NAEP PERFORMANCE*

* Performance reported for SC and nation, data not available at school level. Percentages at NAEP Achievement Levels.


READING – GRADE 8 (2009)



MATH – GRADE 8 (2009)



SCIENCE – GRADE 8 (2005)



SC PERFORMANCE GOAL

2010 Goal:

By 2010, SC's student achievement will be ranked in the top half of the states nationally. To achieve this goal, we must become one of the fastest improving systems in the country.

2020 Vision:

By 2020 all students will graduate with the knowledge and skills necessary to compete successfully in the global economy, participate in a democratic society and contribute positively as members of families and communities.

Abbreviations Key

N/A Not Applicable N/AV Not Available N/C Not Collected N/R Not Reported I/S Insufficient Sample TBD To be determined
 NI Newly Identified CSI Continuing School Improvement CA Corrective Action RP Plan to Restructure R Restructure DELAY School Improvement Status HOLD School Improvement Status

H B SWOFFORD CAREER CENTER

SCHOOL PROFILE

	Our Center	Change from Last Year	Median Career Center
Students (n=966)			
With disabilities other than speech	7.8%	Down from 7.9%	9.8%
Career/technology students in co-curricular organizations	2.9%	Down from 4.5%	15.0%
Enrollment in career/technology courses	966	Up from 962	611
Students participating in work-based experiences	16.9%	Up from 2.3%	27.2%
Teachers (n=18)			
Teachers with advanced degrees	11.1%	Down from 15.0%	25.0%
Continuing contract teachers	44.4%	Down from 50.0%	75.0%
Teachers with emergency or provisional certificates	16.7%	Up from 10.0%	21.4%
Teachers returning from previous year	94.5%	Down from 96.4%	91.6%
Teacher attendance rate	N/R	N/R	95.9%
Average teacher salary*	\$54,831	Down 0.1%	\$48,180
Professional development days/teacher	10.0 days	No Change	12.8 days
Center			
Director's years at Center	13.0	Up from 12.0	6.0
Dollars spent per pupil**	\$2,990	Down 1.5%	\$3,276
Percent of expenditures for teacher salaries**	42.6%	Down from 46.4%	56.9%
Percent of expenditures for instruction**	60.7%	Down from 62.2%	66.6%
Parents attending conferences	100.0%	No Change	94.9%

* Length of contract = 185+ days.

** Prior year audited financial data available.

EVALUATION RESULTS

	Teachers	Students*	Parents*
Number of surveys returned	23	139	105
Percent satisfied with learning environment	95.5%	94.2%	92.3%
Percent satisfied with social and physical environment	100.0%	94.2%	87.6%
Percent satisfied with school-home relations	95.7%	88.5%	88.6%

* Only eleventh grade students and their parents were included.

REPORT OF DIRECTOR AND SCHOOL IMPROVEMENT COUNCIL

H. B. Swofford Career Center (Swofford) serves Spartanburg County School Districts One and Two. There are four feeder high schools: Chapman, Landrum, Chesnee, and Boiling Springs. Swofford is fully accredited by the southern Association of Colleges and Schools, offering a strong, diverse curriculum in 14 program areas in accordance with standards set by the SC State Department of Education's Office of Career and Technology Education, The SC Board of Cosmetology, The National Institute for Automotive Service Excellence (ASE), and the South Carolina Department of Health and Human Services through the Nurse Aide Competency Evaluation Service (NACES). Curriculum is offered to match high school schedules and the demands of industry. Advisory committees with participating members from local industry advise each program area in developing an annual plan, promoting public relations, placing program completers, reviewing and revising curriculum, assessing programs, reporting progress and school improvement, and sponsoring students in school to work activities such as cooperative education, shadowing, internship, youth apprenticeship, and service learning. Swofford students have the opportunity to participate in clubs and competitive events for career and technology education at the local, state, and national levels. Students may participate in the following programs offered at Swofford: "Career Exploration," career exploration to non-diploma IEP students; "Ropes Program," team-building skills for Swofford students and approximately 1,500 ninth graders; "Swofford Summer Camp," for sixth and seventh graders; and "Career Fair," for all sixth graders. The "Car Show" and the "Plant Sale" are annual community events, which raise money for scholarships awarded to Swofford students. Students raise funds for the Diabetes Association, Muscular Dystrophy, and the Bloodmobile. Faculty raises money for the "Relay for Life" cancer fund. Families are adopted through the community for Christmas. In all recruiting efforts, Swofford focuses on encouraging participation of non-traditional students in all courses offered.

Swofford continues planning expansion to handle increasing request for courses.

C.T. Campbell

Comprehensive detail, including definitions of ratings, performance criteria, and explanations of status, is available on www.ed.sc.gov and www.eoc.sc.gov as well as school and school district websites.

Printed versions are available from school districts upon request.

Abbreviations Key

N/A Not Applicable N/AV Not Available N/C Not Collected N/R Not Reported I/S Insufficient Sample TBD To be determined

NI Newly Identified CSI Continuing School Improvement CA Corrective Action RP Plan to Restructure R Restructure DELAY School Improvement Status HOLD School Improvement Status