



SC Annual School Report Card Summary

DANIEL MORGAN TECHNOLOGY CENTER
Grades: 10-12 Enrollment: 1,003
Director: E. Wayne Chapman
Board Chair: Mr. Don Kennedy
Superintendents: Dr. James O. Ray Spartanburg 3
Dr. Thomas D. White, Jr. Spartanburg 7

PERFORMANCE

Comprehensive detail, including definitions of ratings, performance criteria, and explanations of status, is available on www.ed.sc.gov and www.eoc.sc.gov as well as school and school district websites. Printed versions are available from school districts upon request.

YEAR	ABSOLUTE RATING	GROWTH RATING	PALMETTO GOLD AND SILVER AWARD		AYP STATUS	NCLB IMPROVEMENT STATUS
			General Performance	Closing the Gap		
2010	Good	At-Risk	TBD	TBD	N/A	N/A
2009	Good	Good	Silver	N/A	N/A	N/A
2008	Excellent	Good	Gold	N/A	N/A	N/A

ABSOLUTE RATINGS OF CAREER CENTERS IN SC*

EXCELLENT	GOOD	AVERAGE	BELOW AVERAGE	AT-RISK
17	14	1	4	1

*Ratings are calculated with data available by 03/07/2011. All Career Centers in South Carolina are included.

TECHNICAL SKILL ATTAINMENT

The percentage of students enrolled in career and technology courses at a center who earn a 2.0 or above on the final course grade.

Our Center		State Center Average (%)	
n	%	%	
770	78.7%	86.0%	

GRADUATION RATE

The number of 12th grade career technology education students who graduate in the spring is divided by the number of 12th graders enrolled in the center and converted to a percentage.

Our Center		State Center Average (%)	
n	%	%	
225	96.0%	95.8%	




PLACEMENT RATE

The number of career and technology completers who are available for placement in postsecondary instruction, military services, or employment is divided into the number of students over a three-year period who are actually placed and converted to a percentage. This criterion mirrors the Perkins standard.

Our Center		State Center Average (%)	
n	%	%	
350	94.9%	96.7%	

NAEP PERFORMANCE*

* Performance reported for SC and nation, data not available at school level. Percentages at NAEP Achievement Levels.



SC PERFORMANCE GOAL

2010 Goal:

By 2010, SC's student achievement will be ranked in the top half of the states nationally. To achieve this goal, we must become one of the fastest improving systems in the country.

2020 Vision:

By 2020 all students will graduate with the knowledge and skills necessary to compete successfully in the global economy, participate in a democratic society and contribute positively as members of families and communities.

Abbreviations Key

N/A Not Applicable N/AV Not Available N/C Not Collected N/R Not Reported I/S Insufficient Sample TBD To be determined
 NI Newly Identified CSI Continuing School Improvement CA Corrective Action RP Plan to Restructure R Restructure DELAY School Improvement Status HOLD School Improvement Status

DANIEL MORGAN TECHNOLOGY CENTER

SCHOOL PROFILE

	Our Center	Change from Last Year	Median Career Center
Students (n=1,003)			
With disabilities other than speech	8.4%	Up from 8.2%	9.8%
Career/technology students in co-curricular organizations	11.9%	Down from 19.8%	15.0%
Enrollment in career/technology courses	1003	Up from 980	611
Students participating in work-based experiences	32.1%	Up from 19.7%	27.2%
Teachers (n=20)			
Teachers with advanced degrees	25.0%	Down from 28.6%	25.0%
Continuing contract teachers	55.0%	Up from 52.4%	75.0%
Teachers with emergency or provisional certificates	15.0%	Down from 19.0%	21.4%
Teachers returning from previous year	93.2%	Down from 94.6%	91.6%
Teacher attendance rate	96.7%	N/R	95.9%
Average teacher salary*	\$48,442	Down 5.5%	\$48,180
Professional development days/teacher	10.1 days	Up from 0.0 days	12.8 days
Center			
Director's years at Center	11.0	Up from 10.0	6.0
Dollars spent per pupil**	\$2,719	Up 6.3%	\$3,276
Percent of expenditures for teacher salaries**	54.5%	Down from 56.1%	56.9%
Percent of expenditures for instruction**	62.3%	Down from 66.9%	66.6%
Parents attending conferences	61.4%	Up from 42.8%	94.9%

* Length of contract = 185+ days.

** Prior year audited financial data available.

EVALUATION RESULTS

	Teachers	Students*	Parents*
Number of surveys returned	20	236	79
Percent satisfied with learning environment	80.0%	82.6%	91.0%
Percent satisfied with social and physical environment	95.0%	84.3%	85.9%
Percent satisfied with school-home relations	65.0%	81.3%	87.3%

* Only eleventh grade students and their parents were included.

REPORT OF DIRECTOR AND SCHOOL IMPROVEMENT COUNCIL

Daniel Morgan Technology serves Spartanburg County School Districts 3 and 7. Students from Broome and Spartanburg High Schools may elect to enroll in one course or a combination of two-year, one-year, or semester courses available in 16 Career and Technology Education Programs. All programs are offered in accordance with the standards established by the Office of Career and Technology Education, S.C. Department of Education.

Throughout this school year, students demonstrated high levels of technical skills and successes. DMTC students participated in a total of 336 Extended Learning Activities, including Cooperative Education, Internships, Shadowing, Work-Based Learning, and School-Based Enterprises. By meeting industry standards, 300 students earned a total of 398 certifications. With Spartanburg Community College, 73 students earned a total of 116 dual credits in Health Sciences, Machine Tool Technology, Culinary Arts, and Computer Aided Drafting. Eight Welding students earned 18 Technical Advanced Placement credits with SCC as well. In the Accelerated Learning Program, 69 students recovered sufficient credits to return to their class-level status, including 33 seniors who graduated in May. During the annual Awards Day Program, 208 students received certificates for completing a CATE course, and 165 students were recognized for meeting requirements for membership in the National Technical Honor Society. By earning 4 units in a DMTC Program, 111 students met requirements to be a CATE completer.

Thirteen students earned the Award of Educational Achievement from the Southern Regional Education Board. As a Career and Technology Centers That Work site, a program of the SREB, 60 DMTC students participated in the National Assessment of Educational Programs. The 13 students who were recognized scored high in the areas of Reading, Mathematics, and Science.

A major focus for the 2009-2010 school year was facility and equipment updates. With Capital Project funds provided by School Districts 3 and 7, facility improvements included roof resurface, HVAC unit replacements, additional electrical circuits, and floor covering. New equipment was installed in the Machine Tool, Welding, and Automotive Mechanics shops.

For the eighth consecutive year, DMTC earned recognition through the Palmetto Gold and Silver Awards Program. With a high level of student performance during the 2008-2009 school year, DMTC was named a Palmetto Silver school.

E. Wayne Chapman, Director
Kathy Moss, Chairman of School Improvement Council

Comprehensive detail, including definitions of ratings, performance criteria, and explanations of status, is available on www.ed.sc.gov and www.eoc.sc.gov as well as school and school district websites.

Printed versions are available from school districts upon request.

Abbreviations Key

N/A Not Applicable N/AV Not Available N/C Not Collected N/R Not Reported I/S Insufficient Sample TBD To be determined

NI Newly Identified CSI Continuing School Improvement CA Corrective Action RP Plan to Restructure R Restructure DELAY School Improvement Status HOLD School Improvement Status