



# SC Annual School Report Card Summary

**B J SKELTON CAREER CENTER**  
**Grades: 10-12**      **Enrollment: 1,005**  
**Director: Leonard Williams**  
**Board Chair: Jim Shelton**  
**Superintendent: Dr. Henry Hunt**

## PERFORMANCE

Comprehensive detail, including definitions of ratings, performance criteria, and explanations of status, is available on [www.ed.sc.gov](http://www.ed.sc.gov) and [www.eoc.sc.gov](http://www.eoc.sc.gov) as well as school and school district websites. Printed versions are available from school districts upon request.

YEAR	ABSOLUTE RATING	GROWTH RATING	PALMETTO GOLD AND SILVER AWARD		AYP STATUS	NCLB IMPROVEMENT STATUS
			General Performance	Closing the Gap		
2010	Excellent	Good	TBD	TBD	N/A	N/A
2009	Excellent	Good	Gold	N/A	N/A	N/A
2008	Excellent	Excellent	Gold	N/A	N/A	N/A

## ABSOLUTE RATINGS OF CAREER CENTERS IN SC\*

EXCELLENT	GOOD	AVERAGE	BELOW AVERAGE	AT-RISK
17	14	1	4	1

\*Ratings are calculated with data available by 03/07/2011. All Career Centers in South Carolina are included.

## TECHNICAL SKILL ATTAINMENT

The percentage of students enrolled in career and technology courses at a center who earn a 2.0 or above on the final course grade.

Our Center		State Center Average (%)	
n	%	%	
881	91.4%	86.0%	

## GRADUATION RATE

The number of 12th grade career technology education students who graduate in the spring is divided by the number of 12th graders enrolled in the center and converted to a percentage.

Our Center		State Center Average (%)	
n	%	%	
176	91.5%	95.8%	

## PLACEMENT RATE


The number of career and technology completers who are available for placement in postsecondary instruction, military services, or employment is divided into the number of students over a three-year period who are actually placed and converted to a percentage. This criterion mirrors the Perkins standard.

Our Center		State Center Average (%)	
n	%	%	
482	96.5%	96.7%	


## NAEP PERFORMANCE\*

\* Performance reported for SC and nation, data not available at school level. Percentages at NAEP Achievement Levels.


### READING – GRADE 8 (2009)



### MATH – GRADE 8 (2009)



### SCIENCE – GRADE 8 (2005)



## SC PERFORMANCE GOAL

### 2010 Goal:

*By 2010, SC's student achievement will be ranked in the top half of the states nationally. To achieve this goal, we must become one of the fastest improving systems in the country.*

### 2020 Vision:

*By 2020 all students will graduate with the knowledge and skills necessary to compete successfully in the global economy, participate in a democratic society and contribute positively as members of families and communities.*

### Abbreviations Key

N/A Not Applicable N/AV Not Available N/C Not Collected N/R Not Reported I/S Insufficient Sample TBD To be determined  
 NI Newly Identified CSI Continuing School Improvement CA Corrective Action RP Plan to Restructure R Restructure DELAY School Improvement Status HOLD School Improvement Status

# B J SKELTON CAREER CENTER [Pickens]

## SCHOOL PROFILE

	Our Center	Change from Last Year	Median Career Center
<b>Students (n=1,005)</b>			
With disabilities other than speech	13.8%	Up from 11.6%	9.8%
Career/technology students in co-curricular organizations	37.3%	Up from 36.0%	15.0%
Enrollment in career/technology courses	1005	Down from 1250	611
Students participating in work-based experiences	13.5%	Up from 2.2%	27.2%
<b>Teachers (n=23)</b>			
Teachers with advanced degrees	30.4%	Up from 25.9%	25.0%
Continuing contract teachers	87.0%	Up from 81.5%	75.0%
Teachers with emergency or provisional certificates	8.7%	Down from 14.8%	21.4%
Teachers returning from previous year	92.3%	Down from 93.3%	91.6%
Teacher attendance rate	94.5%	Down from 96.9%	95.9%
Average teacher salary*	\$48,180	Up 2.5%	\$48,180
Professional development days/teacher	15.2 days	Up from 12.0 days	12.8 days
<b>Center</b>			
Director's years at Center	6.0	No Change	6.0
Dollars spent per pupil**	\$2,241	Down 50.1%	\$3,276
Percent of expenditures for teacher salaries**	58.9%	Up from 52.9%	56.9%
Percent of expenditures for instruction**	68.2%	Up from 65.1%	66.6%
Parents attending conferences	100.0%	Up from 81.0%	94.9%

\* Length of contract = 185+ days.

\*\* Prior year audited financial data available.

## EVALUATION RESULTS

	Teachers	Students*	Parents*
Number of surveys returned	10	240	67
Percent satisfied with learning environment	100.0%	89.5%	84.8%
Percent satisfied with social and physical environment	100.0%	92.3%	76.9%
Percent satisfied with school-home relations	80.0%	90.0%	81.3%

\* Only eleventh grade students and their parents were included.

## REPORT OF DIRECTOR AND SCHOOL IMPROVEMENT COUNCIL

BJ Skelton has served the high school students of Pickens County since 1965. Students from Daniel, Easley, Liberty, and Pickens High Schools attend the career center as part of their regularly scheduled classes in grades 9 through 12. During the 2009-2010 school year we served 1050 students.

The faculty, staff, parents and community stakeholders at BJ Skelton Career Center are Committed to Excellence. The career center is accredited by the Southern Association of Colleges and Schools. We have identified goals aligned with the Technology Centers That Work school improvement initiatives in order to focus on continuous improvement. Action plans have been developed to address the TCTW goals which are also aligned with our accreditation goals.

Our Project Lead the Way program continues to grow with the addition of the Biomedical Sciences program. This year, we added coursework in Human Body Systems. Next year, we will add Medical Interventions which is the third course in the progression.

Students at the career center continue to demonstrate their skill and leadership proficiencies through competitions and selections for state offices in their student professional organizations. Ten students participated in the National Skills USA Events in Kansas City Missouri.

We continue to meet accountability goals established by the SC Department of Education and Education Oversight Committee. The four main goals include:

- Skill proficiency in academic studies
- Skill proficiency in technical studies
- Student attainment of a high school diploma
- Placement in post-secondary institution, military service, or employment

The citizens of Pickens County can be proud of the students and staff at BJ Skelton Career Center and can look forward to the future with confidence.

Dr. Steward Baylor serves as our School Advisory Committee chair

Leonard Williams serves as our director

Comprehensive detail, including definitions of ratings, performance criteria, and explanations of status, is available on [www.ed.sc.gov](http://www.ed.sc.gov) and [www.eoc.sc.gov](http://www.eoc.sc.gov) as well as school and school district websites.

Printed versions are available from school districts upon request.

### Abbreviations Key

N/A Not Applicable N/AV Not Available N/C Not Collected N/R Not Reported I/S Insufficient Sample TBD To be determined

NI Newly Identified CSI Continuing School Improvement CA Corrective Action RP Plan to Restructure R Restructure DELAY School Improvement Status HOLD School Improvement Status