



# SC Annual School Report Card Summary

**COPE AREA CAREER CENTER**  
**Grades: 7-12**      **Enrollment: 468**  
**Director: Sandra Jameson**  
**Board Chair: Mr. Aaron Rudd**  
**Superintendents: Phyllis K. Schwarting Bamberg 1**  
**Dr. Jake Sello Bamberg 2**  
**Dr. Thomas Sparks Orangeburg 4**

## PERFORMANCE

Comprehensive detail, including definitions of ratings, performance criteria, and explanations of status, is available on [www.ed.sc.gov](http://www.ed.sc.gov) and [www.eoc.sc.gov](http://www.eoc.sc.gov) as well as school and school district websites. Printed versions are available from school districts upon request.

YEAR	ABSOLUTE RATING	GROWTH RATING	PALMETTO GOLD AND SILVER AWARD		AYP STATUS	NCLB IMPROVEMENT STATUS
			General Performance	Closing the Gap		
2010	Excellent	Excellent	TBD	TBD	N/A	N/A
2009	Below Average	At-Risk	N/A	N/A	N/A	N/A
2008	Excellent	Good	Gold	N/A	N/A	N/A

## ABSOLUTE RATINGS OF CAREER CENTERS IN SC\*

EXCELLENT	GOOD	AVERAGE	BELOW AVERAGE	AT-RISK
17	14	1	4	1

\*Ratings are calculated with data available by 03/07/2011. All Career Centers in South Carolina are included.

## TECHNICAL SKILL ATTAINMENT

The percentage of students enrolled in career and technology courses at a center who earn a 2.0 or above on the final course grade.

Our Center		State Center Average (%)	
n	%	%	
334	90.4%	86.0%	

## GRADUATION RATE

The number of 12th grade career technology education students who graduate in the spring is divided by the number of 12th graders enrolled in the center and converted to a percentage.

Our Center		State Center Average (%)	
n	%	%	
84	95.2%	95.8%	




## PLACEMENT RATE

The number of career and technology completers who are available for placement in postsecondary instruction, military services, or employment is divided into the number of students over a three-year period who are actually placed and converted to a percentage. This criterion mirrors the Perkins standard.

Our Center		State Center Average (%)	
n	%	%	
196	98.0%	96.7%	

## NAEP PERFORMANCE\*

\* Performance reported for SC and nation, data not available at school level. Percentages at NAEP Achievement Levels.



## SC PERFORMANCE GOAL

### 2010 Goal:

*By 2010, SC's student achievement will be ranked in the top half of the states nationally. To achieve this goal, we must become one of the fastest improving systems in the country.*

### 2020 Vision:

*By 2020 all students will graduate with the knowledge and skills necessary to compete successfully in the global economy, participate in a democratic society and contribute positively as members of families and communities.*

### Abbreviations Key

N/A Not Applicable   N/AV Not Available   N/C Not Collected   N/R Not Reported   I/S Insufficient Sample   TBD To be determined  
 NI Newly Identified   CSI Continuing School Improvement   CA Corrective Action   RP Plan to Restructure   R Restructure   DELAY School Improvement Status   HOLD School Improvement Status

# COPE AREA CAREER CENTER

## SCHOOL PROFILE

	Our Center	Change from Last Year	Median Career Center
<b>Students (n=468)</b>			
With disabilities other than speech	6.6%	Down from 8.2%	9.8%
Career/technology students in co-curricular organizations	27.6%	Down from 38.9%	15.0%
Enrollment in career/technology courses	468	Up from 414	611
Students participating in work-based experiences	63.0%	Up from 48.3%	27.2%
<b>Teachers (n=11)</b>			
Teachers with advanced degrees	11.1%	No Change	25.0%
Continuing contract teachers	55.6%	No Change	75.0%
Teachers with emergency or provisional certificates	22.2%	Down from 33.3%	21.4%
Teachers returning from previous year	83.3%	No Change	91.6%
Teacher attendance rate	N/R	N/R	95.9%
Average teacher salary*	\$48,985	Up 5.6%	\$48,180
Professional development days/teacher	7.0 days	Up from 6.0 days	12.8 days
<b>Center</b>			
Director's years at Center	4.0	Up from 3.0	6.0
Dollars spent per pupil**	\$2,302	Down 43.2%	\$3,276
Percent of expenditures for teacher salaries**	58.9%	Up from 57.1%	56.9%
Percent of expenditures for instruction**	61.6%	Up from 60.6%	66.6%
Parents attending conferences	85.5%	Down from 100.0%	94.9%

\* Length of contract = 185+ days.

\*\* Prior year audited financial data available.

## EVALUATION RESULTS

	Teachers	Students*	Parents*
Number of surveys returned	11	74	52
Percent satisfied with learning environment	100.0%	91.9%	88.5%
Percent satisfied with social and physical environment	100.0%	89.0%	88.2%
Percent satisfied with school-home relations	90.0%	93.2%	84.0%

\* Only eleventh grade students and their parents were included.

## REPORT OF DIRECTOR AND SCHOOL IMPROVEMENT COUNCIL

Cope Area Career Center (CACC) continues to strive for an atmosphere of excellence with its award-winning Career and Technology Education Programs. Student achievement, high expectations, and a rigorous and relevant curriculum have been in the forefront of the Center's goals this year. The staff members have dedicated themselves to accomplishing these goals.

New program offerings during the past four years have proven to be successful. Child Development, Building Construction, Mechatronics, and Pre-Engineering have experienced great success as new fields of study and opportunities for students. Student interest in attending the Career Center has increased as new programs are offered and a renewed interest in existing programs attracted a total enrollment of 478 students to the Center. A few of this year's accomplishments include partnerships with area post-secondary institutions where over two hundred students received dual credit through our middle college in the areas of health science, automotive technology, welding classes, building construction, and early childhood education. Students participated in a SkillsUSA competition in Greenville, SC, with the largest SkillsUSA membership in the history of CACC. Cosmetology, health science, and law enforcement students took first place state honors making them eligible to compete at the national level in their perspective competitive areas.

Seventy-five percent of the one hundred and four program completers received state and national certifications in NCCER, CPR, First Aid, Certified Nursing Assistant, National Health Care Foundation, and South Carolina Cosmetology License.

As we continue to increase rigor and relevance while preparing students for the global, high-tech workplace, the master schedule reflects new course offerings for next year in computer-integrated manufacturing. Challenges set before us for next year involve increasing reading, writing, and math skills which will, in turn, help students be successful in Career and Technology Education courses, post-secondary education, the military, and the workforce.

Cope Area Career Center served as a pilot site this year for end-of-course testing in welding, building construction, pre-engineering, and the health science programs. The health science end-of-program results exceeded the state average with an eighty-one percent passing rate. We welcome you to view our newly developed website and brochures at [www.orangeburg4.com/cacc.php](http://www.orangeburg4.com/cacc.php).

Sandra Jameson, Director

Kay Barr, Advisory Board Chairperson

Comprehensive detail, including definitions of ratings, performance criteria, and explanations of status, is available on [www.ed.sc.gov](http://www.ed.sc.gov) and [www.eoc.sc.gov](http://www.eoc.sc.gov) as well as school and school district websites.

Printed versions are available from school districts upon request.

### Abbreviations Key

N/A Not Applicable N/AV Not Available N/C Not Collected N/R Not Reported I/S Insufficient Sample TBD To be determined

NI Newly Identified CSI Continuing School Improvement CA Corrective Action RP Plan to Restructure R Restructure DELAY School Improvement Status HOLD School Improvement Status