

SC Annual School Report Card Summary

ACADEMY FOR THE ARTS SCIENCE A
Grades: 9-12 **Enrollment: 213**
Director: Ronnie Burgess
Board Chair: Will Garland
Superintendent: Dr. Cynthia Elsberry

PERFORMANCE

Comprehensive detail, including definitions of ratings, performance criteria, and explanations of status, is available on www.ed.sc.gov and www.eoc.sc.gov as well as school and school district websites. Printed versions are available from school districts upon request.

YEAR	ABSOLUTE RATING	GROWTH RATING	PALMETTO GOLD AND SILVER AWARD		AYP STATUS	NCLB IMPROVEMENT STATUS
			General Performance	Closing the Gap		
2010	N/A	N/A	TBD	TBD	N/A	N/A
2009	Excellent	Excellent	Gold	N/A	N/A	N/A
2008	Excellent	Excellent	Gold	N/A	N/A	N/A

ABSOLUTE RATINGS OF CAREER CENTERS IN SC*

EXCELLENT	GOOD	AVERAGE	BELOW AVERAGE	AT-RISK
17	14	1	4	1

*Ratings are calculated with data available by 03/07/2011. All Career Centers in South Carolina are included.

TECHNICAL SKILL ATTAINMENT

The percentage of students enrolled in career and technology courses at a center who earn a 2.0 or above on the final course grade.

Our Center		State Center Average (%)	
n	%	%	
0.0	0.0%	86.0%	

GRADUATION RATE

The number of 12th grade career technology education students who graduate in the spring is divided by the number of 12th graders enrolled in the center and converted to a percentage.

Our Center		State Center Average (%)	
n	%	%	
0.0	0.0%	95.8%	

PLACEMENT RATE


The number of career and technology completers who are available for placement in postsecondary instruction, military services, or employment is divided into the number of students over a three-year period who are actually placed and converted to a percentage. This criterion mirrors the Perkins standard.

Our Center		State Center Average (%)	
n	%	%	
173	99.4%	96.7%	


NAEP PERFORMANCE*

* Performance reported for SC and nation, data not available at school level. Percentages at NAEP Achievement Levels.


READING – GRADE 8 (2009)



MATH – GRADE 8 (2009)



SCIENCE – GRADE 8 (2005)



SC PERFORMANCE GOAL

2010 Goal:

By 2010, SC's student achievement will be ranked in the top half of the states nationally. To achieve this goal, we must become one of the fastest improving systems in the country.

2020 Vision:

By 2020 all students will graduate with the knowledge and skills necessary to compete successfully in the global economy, participate in a democratic society and contribute positively as members of families and communities.

Abbreviations Key

N/A Not Applicable N/AV Not Available N/C Not Collected N/R Not Reported I/S Insufficient Sample TBD To be determined
 NI Newly Identified CSI Continuing School Improvement CA Corrective Action RP Plan to Restructure R Restructure DELAY School Improvement Status HOLD School Improvement Status

ACADEMY FOR THE ARTS SCIENCE A [Horry]

SCHOOL PROFILE

	Our Center	Change from Last Year	Median Career Center
Students (n=213)			
With disabilities other than speech	N/A	N/A	9.8%
Career/technology students in co-curricular organizations	0.0%	No Change	15.0%
Enrollment in career/technology courses	213	Down from 312	611
Students participating in work-based experiences	0.5%	Up from 0.0%	27.2%
Teachers (n=17)			
Teachers with advanced degrees	70.6%	Up from 50.0%	25.0%
Continuing contract teachers	82.4%	Down from 83.3%	75.0%
Teachers with emergency or provisional certificates	11.8%	Up from 5.6%	21.4%
Teachers returning from previous year	72.0%	Down from 84.9%	91.6%
Teacher attendance rate	92.8%	Up from 92.7%	95.9%
Average teacher salary*	\$59,390	Up 5.6%	\$48,180
Professional development days/teacher	14.0 days	Down from 21.1 days	12.8 days
Center			
Director's years at Center	4.0	Up from 3.0	6.0
Dollars spent per pupil**	\$16,895	Up 18.7%	\$3,276
Percent of expenditures for teacher salaries**	62.9%	Up from 48.4%	56.9%
Percent of expenditures for instruction**	67.9%	Down from 69.5%	66.6%
Parents attending conferences	100.0%	No Change	94.9%

* Length of contract = 185+ days.

** Prior year audited financial data available.

EVALUATION RESULTS

	Teachers	Students*	Parents*
Number of surveys returned	26	187	72
Percent satisfied with learning environment	96.2%	90.9%	87.3%
Percent satisfied with social and physical environment	96.0%	92.5%	91.5%
Percent satisfied with school-home relations	100.0%	90.9%	80.3%

* Only eleventh grade students and their parents were included.

REPORT OF DIRECTOR AND SCHOOL IMPROVEMENT COUNCIL

The Academy for the Arts, Science and Technology has completed another banner year and we are very proud of our students and staff. We realized that the expectation for continued academic excellence had been raised significantly and I am proud of the efforts of all students and staff made as they rose to meet those expectations.

The 2009-10 school year saw the Pre-Medicine major grow to 120 students and the implementation of a Cyber Surgery unit that allowed students to evaluate, diagnose, treat and develop treatment plans for their "patients" while being evaluated by real doctors and nurses live via Skype from Bethesda, Maryland proved an excellent addition. The Pre-Engineering major had its most successful robotics team since its implementation four years ago. The team advanced to the quarter finals and finished 14th in a field of 36 teams. The Environmental Science major showed great progress with their underwater robotics program and this year and we fully implemented Pod-Casting in one of our social studies classrooms. The Theater and Dance majors held great performances throughout the year with many of them student produced and directed. The Advanced Art major had strong showings winning virtually every category. We participated in the first Horry County Schools technology fair and had strong showings from our Entertainment Technology and Digital Communications majors. The education major produced a strong senior class and has a very promising junior class returning next fall. This year marked our second year graduating students from the Connect program and I'm proud of the fact that 36 students successfully completed the program.

We are also pleased to report that we have maintained our status as a Palmetto Gold School for the 2009-10 school year. In addition to that, we have once again been named a "Pacesetter School" by SREB. This award is bestowed on 30 high schools throughout the nation and is based on academic excellence in English, math, and science. This year we again tested students in our Pre-Medicine program using the National Consortium on Health Science certification exam. This year 96% of our students successfully completed the exam compared to 43% for the state and 36% nationally. Our school wide goals continue to focus on literacy across the curriculum. We have made significant stride and will continue to work diligently towards meeting those goals.

Ronnie K. Burgess, Principal

Comprehensive detail, including definitions of ratings, performance criteria, and explanations of status, is available on www.ed.sc.gov and www.eoc.sc.gov as well as school and school district websites.

Printed versions are available from school districts upon request.

Abbreviations Key

N/A Not Applicable N/AV Not Available N/C Not Collected N/R Not Reported I/S Insufficient Sample TBD To be determined

NI Newly Identified CSI Continuing School Improvement CA Corrective Action RP Plan to Restructure R Restructure DELAY School Improvement Status HOLD School Improvement Status