



SC Annual School Report Card Summary

J. HARLEY BONDS RESOURCE CENTER
Grades: 9-12 Enrollment: 477
Director: Wayne Rhodes
Board Chair: Megan Hickerson
Superintendent: Dr. Phinnize J. Fisher

PERFORMANCE

Comprehensive detail, including definitions of ratings, performance criteria, and explanations of status, is available on www.ed.sc.gov and www.eoc.sc.gov as well as school and school district websites. Printed versions are available from school districts upon request.

| YEAR | ABSOLUTE RATING | GROWTH RATING | PALMETTO GOLD AND SILVER AWARD | | AYP STATUS | NCLB IMPROVEMENT STATUS |
|------|-----------------|---------------|--------------------------------|-----------------|------------|-------------------------|
| | | | General Performance | Closing the Gap | | |
| 2010 | Excellent | Good | TBD | TBD | N/A | N/A |
| 2009 | Excellent | Excellent | Gold | N/A | N/A | N/A |
| 2008 | Excellent | Excellent | Gold | N/A | N/A | N/A |

ABSOLUTE RATINGS OF CAREER CENTERS IN SC*

| EXCELLENT | GOOD | AVERAGE | BELOW AVERAGE | AT-RISK |
|-----------|------|---------|---------------|---------|
| 17 | 14 | 1 | 4 | 1 |

*Ratings are calculated with data available by 03/07/2011. All Career Centers in South Carolina are included.

TECHNICAL SKILL ATTAINMENT

The percentage of students enrolled in career and technology courses at a center who earn a 2.0 or above on the final course grade.

| Our Center | | State Center Average (%) | |
|------------|-------|--------------------------|-------|
| n | % | n | % |
| 444 | 91.7% | | 86.0% |

GRADUATION RATE

The number of 12th grade career technology education students who graduate in the spring is divided by the number of 12th graders enrolled in the center and converted to a percentage.

| Our Center | | State Center Average (%) | |
|------------|-------|--------------------------|-------|
| n | % | n | % |
| 145 | 95.9% | | 95.8% |

PLACEMENT RATE


The number of career and technology completers who are available for placement in postsecondary instruction, military services, or employment is divided into the number of students over a three-year period who are actually placed and converted to a percentage. This criterion mirrors the Perkins standard.

| Our Center | | State Center Average (%) | |
|------------|-------|--------------------------|-------|
| n | % | n | % |
| 264 | 95.8% | | 96.7% |


NAEP PERFORMANCE*

* Performance reported for SC and nation, data not available at school level. Percentages at NAEP Achievement Levels.


READING – GRADE 8 (2009)



MATH – GRADE 8 (2009)



SCIENCE – GRADE 8 (2005)



SC PERFORMANCE GOAL

2010 Goal:

By 2010, SC's student achievement will be ranked in the top half of the states nationally. To achieve this goal, we must become one of the fastest improving systems in the country.

2020 Vision:

By 2020 all students will graduate with the knowledge and skills necessary to compete successfully in the global economy, participate in a democratic society and contribute positively as members of families and communities.

Abbreviations Key

N/A Not Applicable N/AV Not Available N/C Not Collected N/R Not Reported I/S Insufficient Sample TBD To be determined
 NI Newly Identified CSI Continuing School Improvement CA Corrective Action RP Plan to Restructure R Restructure DELAY School Improvement Status HOLD School Improvement Status

J. HARLEY BONDS RESOURCE CENTER [Greenville]

SCHOOL PROFILE

| | Our Center | Change from Last Year | Median Career Center |
|---|------------|-----------------------|----------------------|
| Students (n=477) | | | |
| With disabilities other than speech | 17.8% | Up from 15.0% | 9.8% |
| Career/technology students in co-curricular organizations | 100.0% | No Change | 15.0% |
| Enrollment in career/technology courses | 477 | Down from 487 | 611 |
| Students participating in work-based experiences | 2.9% | Up from 2.1% | 27.2% |
| Teachers (n=22) | | | |
| Teachers with advanced degrees | 31.8% | Down from 39.1% | 25.0% |
| Continuing contract teachers | 81.8% | Up from 78.3% | 75.0% |
| Teachers with emergency or provisional certificates | 28.6% | No Change | 21.4% |
| Teachers returning from previous year | 91.7% | Down from 93.6% | 91.6% |
| Teacher attendance rate | 97.1% | Up from 96.5% | 95.9% |
| Average teacher salary* | \$48,269 | Up 1.0% | \$48,180 |
| Professional development days/teacher | 11.5 days | Down from 13.8 days | 12.8 days |
| Center | | | |
| Director's years at Center | 13.0 | Up from 12.0 | 6.0 |
| Dollars spent per pupil** | \$4,830 | Down 9.0% | \$3,276 |
| Percent of expenditures for teacher salaries** | 57.3% | Up from 52.4% | 56.9% |
| Percent of expenditures for instruction** | 68.4% | Up from 62.5% | 66.6% |
| Parents attending conferences | 100.0% | No Change | 94.9% |

* Length of contract = 185+ days.

** Prior year audited financial data available.

EVALUATION RESULTS

| | Teachers | Students* | Parents* |
|--|----------|-----------|----------|
| Number of surveys returned | 19 | 180 | 65 |
| Percent satisfied with learning environment | 94.7% | 91.1% | 93.8% |
| Percent satisfied with social and physical environment | 100.0% | 90.0% | 81.3% |
| Percent satisfied with school-home relations | 84.2% | 88.2% | 82.5% |

* Only eleventh grade students and their parents were included.

REPORT OF DIRECTOR AND SCHOOL IMPROVEMENT COUNCIL

J. Harley Bonds Career Center is located in the J. Harley Bonds Educational Resource Center at 505 North Main Street in Greer. The center is in a modern up-to-date facility. Bonds is truly a special place to learn for the students from Blue Ridge, Eastside, Greer, Riverside, and Wade Hampton High Schools. Each program is led by a local advisory committee made up of the teacher(s), another staff member and leaders from business and industry. Each committee meets at least quarterly to review the progress of the program and to chart the path of the course for the future. To strengthen student academic preparation for post secondary education, Bonds is a Technology Center That Works site; this program is a Southern Regional Educational Board initiative to add rigor and relevance.

The School Improvement Council is active and plays a major role in developing long range and short range plans for the center. This year the council has focused on making the community aware of what is available and what is happening at Bonds. The committee also began and continues to support a student incentive program for students who improve their grades and attendance.

Most courses are either nationally certified, carry dual credit from Greenville Tech College, and/or other colleges such as Johnson and Wales University. Culinary Arts is certified by the American Culinary Federation; A+ Computer Repair by CompTia; Medical Careers by the Red Cross; Pharmacy Technology; Auto Technology by NATEF; Construction Technology and Welding by NCCER. Auto Technology, Web Design; Computer Repair (A+); PreEngineering; Computer Aided Drafting, Culinary Arts, Building Construction, and Welding provide college credits as well as high school units for students. Auto Technology also is an AYES national training site.

All students belong to their professional organizations and actively participate at the local, district, state, and national levels. For the 5th year in a row, all students have been members of SkillsUSA, HOSA, or FFA. Bonds has an active National Technical Honor Society. Six students participated in SkillsUSA nationally after winning the state contests in plumbing, welding, welding fabrication and automotive technology. Four teachers are serving on the National Education Team for Skills USA and two staff members serve on the SCSkillsUSA Board of Directors.

Scot Thompson is School Improvement Council chairperson and Wayne Rhodes is the Director.

Comprehensive detail, including definitions of ratings, performance criteria, and explanations of status, is available on www.ed.sc.gov and www.eoc.sc.gov as well as school and school district websites.

Printed versions are available from school districts upon request.

Abbreviations Key

N/A Not Applicable N/AV Not Available N/C Not Collected N/R Not Reported I/S Insufficient Sample TBD To be determined

NI Newly Identified CSI Continuing School Improvement CA Corrective Action RP Plan to Restructure R Restructure DELAY School Improvement Status HOLD School Improvement Status