

SC Annual School Report Card Summary

DONALDSON CAREER CENTER
Grades: 9-12 Enrollment: 279
Director: Cheryl J. McClure
Board Chair: Megan Hickerson
Superintendent: Dr. Phinnize J. Fisher

PERFORMANCE

Comprehensive detail, including definitions of ratings, performance criteria, and explanations of status, is available on www.ed.sc.gov and www.eoc.sc.gov as well as school and school district websites. Printed versions are available from school districts upon request.

YEAR	ABSOLUTE RATING	GROWTH RATING	PALMETTO GOLD AND SILVER AWARD		AYP STATUS	NCLB IMPROVEMENT STATUS
			General Performance	Closing the Gap		
2010	Below Average	At-Risk	TBD	TBD	N/A	N/A
2009	Good	At-Risk	N/A	N/A	N/A	N/A
2008	Excellent	Good	Gold	N/A	N/A	N/A

ABSOLUTE RATINGS OF CAREER CENTERS IN SC*

EXCELLENT	GOOD	AVERAGE	BELOW AVERAGE	AT-RISK
17	14	1	4	1

*Ratings are calculated with data available by 03/07/2011. All Career Centers in South Carolina are included.

TECHNICAL SKILL ATTAINMENT

The percentage of students enrolled in career and technology courses at a center who earn a 2.0 or above on the final course grade.

Our Center		State Center Average (%)	
n	%	n	%
216	85.7%		86.0%

GRADUATION RATE

The number of 12th grade career technology education students who graduate in the spring is divided by the number of 12th graders enrolled in the center and converted to a percentage.

Our Center		State Center Average (%)	
n	%	n	%
52	92.3%		95.8%

PLACEMENT RATE


The number of career and technology completers who are available for placement in postsecondary instruction, military services, or employment is divided into the number of students over a three-year period who are actually placed and converted to a percentage. This criterion mirrors the Perkins standard.

Our Center		State Center Average (%)	
n	%	n	%
131	87.8%		96.7%


NAEP PERFORMANCE*

* Performance reported for SC and nation, data not available at school level. Percentages at NAEP Achievement Levels.


READING – GRADE 8 (2009)



MATH – GRADE 8 (2009)



SCIENCE – GRADE 8 (2005)



SC PERFORMANCE GOAL

2010 Goal:

By 2010, SC's student achievement will be ranked in the top half of the states nationally. To achieve this goal, we must become one of the fastest improving systems in the country.

2020 Vision:

By 2020 all students will graduate with the knowledge and skills necessary to compete successfully in the global economy, participate in a democratic society and contribute positively as members of families and communities.

Abbreviations Key

N/A Not Applicable N/AV Not Available N/C Not Collected N/R Not Reported I/S Insufficient Sample TBD To be determined
 NI Newly Identified CSI Continuing School Improvement CA Corrective Action RP Plan to Restructure R Restructure DELAY School Improvement Status HOLD School Improvement Status

DONALDSON CAREER CENTER [Greenville]

SCHOOL PROFILE

	Our Center	Change from Last Year	Median Career Center
Students (n=279)			
With disabilities other than speech	19.7%	Down from 19.8%	9.8%
Career/technology students in co-curricular organizations	100.0%	Up from 18.9%	15.0%
Enrollment in career/technology courses	279	Up from 243	611
Students participating in work-based experiences	0.7%	Down from 41.2%	27.2%
Teachers (n=18)			
Teachers with advanced degrees	27.8%	Up from 25.0%	25.0%
Continuing contract teachers	72.2%	Up from 70.0%	75.0%
Teachers with emergency or provisional certificates	25.0%	Up from 17.6%	21.4%
Teachers returning from previous year	84.4%	Up from 77.7%	91.6%
Teacher attendance rate	93.1%	Down from 95.7%	95.9%
Average teacher salary*	\$45,948	Up 7.4%	\$48,180
Professional development days/teacher	9.3 days	Down from 13.6 days	12.8 days
Center			
Director's years at Center	10.0	Up from 8.0	6.0
Dollars spent per pupil**	\$6,784	Down 26.4%	\$3,276
Percent of expenditures for teacher salaries**	58.6%	Up from 44.1%	56.9%
Percent of expenditures for instruction**	68.6%	Down from 72.3%	66.6%
Parents attending conferences	100.0%	Up from 91.8%	94.9%

* Length of contract = 185+ days.

** Prior year audited financial data available.

EVALUATION RESULTS

	Teachers	Students*	Parents*
Number of surveys returned	13	0	4
Percent satisfied with learning environment	84.6%	FORMS	I/S
Percent satisfied with social and physical environment	92.3%	LOST IN	I/S
Percent satisfied with school-home relations	58.3%	SHIPMENT	I/S

* Only eleventh grade students and their parents were included.

REPORT OF DIRECTOR AND SCHOOL IMPROVEMENT COUNCIL

The enrollment was four hundred and sixty-one seniors graduated. Feeder schools were Carolina, Greenville, Hillcrest, Mauldin, Southside, Wade Hampton and Woodmont. Twenty-three students were inducted into the National Technical Honor Society. Twenty students passed the State Cosmetology Boards, and four passed the certified nursing state boards. One Culinary art student was named Student of the Year for the GCS Career centers. One student was co-op in Auto tech. Thirty students received a ProStart, Safeserv, and CPR certifications. The welding students made a palmetto tree of steel on a base of the state of SC for each teacher for TAP. Early Childhood Education class went to the YWCA every week and took care of children. The construction class built a Solar house, solar shed and received \$25,000.00 grant to finish the projects. Construction teacher was the brainchild of the Haiti house which was constructed at the Skills USA competition. Air Craft Maint. placed first in Skills USA and second in plumbing. STAR Academy enrolled forty-three students and forty graduated. ALL DCC students took the Work Key/Key Train assessment. 33% received the Gold, 46% Silver, and 21% received the bronze card. GTC enrolled students for Jump Start in Auto Tech, Welding, and Construction. Two open Houses, three SIC, and every program had three advisory meetings. Assemblies presented were: Black History, Red Ribbon, Making it Count, Coroner, Drug Dog, At Risk for Students. Occupational Diploma program sold fifty adirondack chairs, made soap box cars to race and prepared meals for guests. Culinary arts served meals on wheels.

Seven staff members attended SIC programs in Spartanburg. Three DCC Days, students from Cosmetology, Auto Tech, Health Science & Culinary Arts participated, proceeds went to pay for Skills USA uniforms. Director Cheryl J. McClure
SIC Chairperson Dottie Ross

Comprehensive detail, including definitions of ratings, performance criteria, and explanations of status, is available on www.ed.sc.gov and www.eoc.sc.gov as well as school and school district websites.

Printed versions are available from school districts upon request.

Abbreviations Key

N/A Not Applicable N/AV Not Available N/C Not Collected N/R Not Reported I/S Insufficient Sample TBD To be determined

NI Newly Identified CSI Continuing School Improvement CA Corrective Action RP Plan to Restructure R Restructure DELAY School Improvement Status HOLD School Improvement Status