

# SC Annual School Report Card Summary

**DARLINGTON CO. INSTITUTE OF TECHNOLOGY**  
**Grades: 9-12**      **Enrollment: 1,143**  
**Director: Bert Guerry**  
**Board Chair: Connell Delaine**  
**Superintendent: Dr. Rainey Knight**

## PERFORMANCE

Comprehensive detail, including definitions of ratings, performance criteria, and explanations of status, is available on [www.ed.sc.gov](http://www.ed.sc.gov) and [www.eoc.sc.gov](http://www.eoc.sc.gov) as well as school and school district websites. Printed versions are available from school districts upon request.

YEAR	ABSOLUTE RATING	GROWTH RATING	PALMETTO GOLD AND SILVER AWARD		AYP STATUS	NCLB IMPROVEMENT STATUS
			General Performance	Closing the Gap		
2010	Excellent	N/A	TBD	TBD	N/A	N/A
2009	N/A	N/A	N/A	N/A	N/A	N/A
2008	N/A	N/A	N/A	N/A	N/A	N/A

## ABSOLUTE RATINGS OF CAREER CENTERS IN SC\*

EXCELLENT	GOOD	AVERAGE	BELOW AVERAGE	AT-RISK
17	14	1	4	1

\*Ratings are calculated with data available by 03/07/2011. All Career Centers in South Carolina are included.

## TECHNICAL SKILL ATTAINMENT

The percentage of students enrolled in career and technology courses at a center who earn a 2.0 or above on the final course grade.

Our Center		State Center Average (%)	
n	%	n	%
1004	85.1%		86.0%

## GRADUATION RATE

The number of 12th grade career technology education students who graduate in the spring is divided by the number of 12th graders enrolled in the center and converted to a percentage.

Our Center		State Center Average (%)	
n	%	n	%
338	97.6%		95.8%


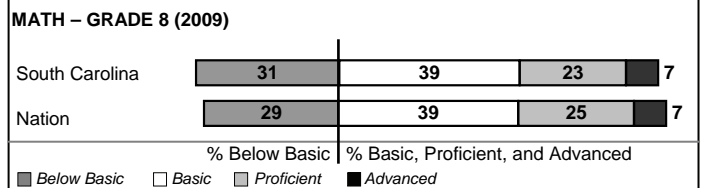

## PLACEMENT RATE

The number of career and technology completers who are available for placement in postsecondary instruction, military services, or employment is divided into the number of students over a three-year period who are actually placed and converted to a percentage. This criterion mirrors the Perkins standard.

Our Center		State Center Average (%)	
n	%	n	%
461	99.4%		96.7%

## NAEP PERFORMANCE\*

\* Performance reported for SC and nation, data not available at school level. Percentages at NAEP Achievement Levels.



## SC PERFORMANCE GOAL

### 2010 Goal:

*By 2010, SC's student achievement will be ranked in the top half of the states nationally. To achieve this goal, we must become one of the fastest improving systems in the country.*

### 2020 Vision:

*By 2020 all students will graduate with the knowledge and skills necessary to compete successfully in the global economy, participate in a democratic society and contribute positively as members of families and communities.*

### Abbreviations Key

N/A Not Applicable   N/AV Not Available   N/C Not Collected   N/R Not Reported   I/S Insufficient Sample   TBD To be determined  
 NI Newly Identified   CSI Continuing School Improvement   CA Corrective Action   RP Plan to Restructure   R Restructure   DELAY School Improvement Status   HOLD School Improvement Status

# DARLINGTON CO. INSTITUTE OF TECHNOLOGY

## SCHOOL PROFILE

	Our Center	Change from Last Year	Median Career Center
<b>Students (n=1,143)</b>			
With disabilities other than speech	7.5%	Down from 9.4%	9.8%
Career/technology students in co-curricular organizations	14.7%	Down from 16.3%	15.0%
Enrollment in career/technology courses	1143	Up from 1003	611
Students participating in work-based experiences	16.3%	Up from 12.8%	27.2%
<b>Teachers (n=18)</b>			
Teachers with advanced degrees	22.2%	Up from 20.0%	25.0%
Continuing contract teachers	77.8%	Up from 75.0%	75.0%
Teachers with emergency or provisional certificates	11.1%	Down from 15.0%	21.4%
Teachers returning from previous year	93.3%	N/A	91.6%
Teacher attendance rate	96.4%	Up from 95.6%	95.9%
Average teacher salary*	\$48,702	Up 4.1%	\$48,180
Professional development days/teacher	20.4 days	Up from 18.8 days	12.8 days
<b>Center</b>			
Director's years at Center	5.0	Up from 4.0	6.0
Dollars spent per pupil**	\$2,320	Down 1.4%	\$3,276
Percent of expenditures for teacher salaries**	58.9%	Up from 55.9%	56.9%
Percent of expenditures for instruction**	68.1%	Up from 65.3%	66.6%
Parents attending conferences	73.2%	Down from 90.2%	94.9%

\* Length of contract = 185+ days.

\*\* Prior year audited financial data available.

## EVALUATION RESULTS

	Teachers	Students*	Parents*
Number of surveys returned	N/A	N/A	N/A
Percent satisfied with learning environment	N/A	N/A	N/A
Percent satisfied with social and physical environment	N/A	N/A	N/A
Percent satisfied with school-home relations	N/A	N/A	N/A

\* Only eleventh grade students and their parents were included.

## REPORT OF DIRECTOR AND SCHOOL IMPROVEMENT COUNCIL

Darlington County Institute of Technology (DCIT) serves as the career and technology education center for Darlington County School District. DCIT serves more than 1,200 students from Darlington, Hartsville, Lamar, and Mayo high schools in Darlington County. Seventeen programs of study are offered in accordance with standards set by the South Carolina State Department of Education. DCIT is accredited by the Southern Association of Colleges and Schools (AdvancED). DCIT is committed to providing students with the skills and knowledge necessary to pursue post-secondary education and to enter the workplace prepared and capable of performing the tasks that will be required of them.

DCIT had 288 students earn four or more units in a program of study (completer), 19 students earned four or more units in two different programs of study (double completer), and 22 students were inducted into the National Technical Honor Society. DCIT had 74 students earn Certified Nursing Assistant certification, and 254 students earned OSHA 501 Safety Certification. Our students participated in DECA, HOSA, FBLA, FFA, PICA, and Skills USA events at the state level. On the national level, we had students from DECA, FBLA, HOSA, and Skills USA participating and representing the DCIT, the Darlington County School District and South Carolina.

All of the completers at DCIT take the Workkeys assessment as part of their course requirements. More than 68% of our students earn Silver or Gold cards from the Workkeys assessment.

DCIT continues to actively pursue industry recognized certifications in ASE, NIMS, AWS, and NCCER programs of study. We continually work with local industry to make sure we are teaching the curriculum that is aligned with the needs of these industries.

We at DCIT are always "leaping for success" to make sure our students rise to the level of excellence that is expected by Darlington County School District and the people of Darlington County.

Gay Blackmon, Chairperson, DCIT Advisory Council  
Bert Guerry, Director, DCIT

Comprehensive detail, including definitions of ratings, performance criteria, and explanations of status, is available on [www.ed.sc.gov](http://www.ed.sc.gov) and [www.eoc.sc.gov](http://www.eoc.sc.gov) as well as school and school district websites.

Printed versions are available from school districts upon request.

### Abbreviations Key

N/A Not Applicable N/AV Not Available N/C Not Collected N/R Not Reported I/S Insufficient Sample TBD To be determined

NI Newly Identified CSI Continuing School Improvement CA Corrective Action RP Plan to Restructure R Restructure DELAY School Improvement Status HOLD School Improvement Status