



SC Annual School Report Card Summary

CHESTER COUNTY CAREER CENTER
Grades: 9-12 Enrollment: 802
Director: Lee C. Green
Board Chair: Dr. Richard Hughes
Superintendent: Dr. Thomas Graves

PERFORMANCE

Comprehensive detail, including definitions of ratings, performance criteria, and explanations of status, is available on www.ed.sc.gov and www.eoc.sc.gov as well as school and school district websites. Printed versions are available from school districts upon request.

YEAR	ABSOLUTE RATING	GROWTH RATING	PALMETTO GOLD AND SILVER AWARD		AYP STATUS	NCLB IMPROVEMENT STATUS
			General Performance	Closing the Gap		
2010	Good	Excellent	TBD	TBD	N/A	N/A
2009	Average	At-Risk	N/A	N/A	N/A	N/A
2008	Excellent	Excellent	Gold	N/A	N/A	N/A

ABSOLUTE RATINGS OF CAREER CENTERS IN SC*

EXCELLENT	GOOD	AVERAGE	BELOW AVERAGE	AT-RISK
17	14	1	4	1

*Ratings are calculated with data available by 03/07/2011. All Career Centers in South Carolina are included.

TECHNICAL SKILL ATTAINMENT

The percentage of students enrolled in career and technology courses at a center who earn a 2.0 or above on the final course grade.

Our Center		State Center Average (%)	
n	%	n	%
739	81.6%		86.0%

GRADUATION RATE

The number of 12th grade career technology education students who graduate in the spring is divided by the number of 12th graders enrolled in the center and converted to a percentage.

Our Center		State Center Average (%)	
n	%	n	%
138	97.1%		95.8%

PLACEMENT RATE


The number of career and technology completers who are available for placement in postsecondary instruction, military services, or employment is divided into the number of students over a three-year period who are actually placed and converted to a percentage. This criterion mirrors the Perkins standard.

Our Center		State Center Average (%)	
n	%	n	%
272	91.9%		96.7%


NAEP PERFORMANCE*

* Performance reported for SC and nation, data not available at school level. Percentages at NAEP Achievement Levels.


READING – GRADE 8 (2009)



MATH – GRADE 8 (2009)



SCIENCE – GRADE 8 (2005)



SC PERFORMANCE GOAL

2010 Goal:

By 2010, SC's student achievement will be ranked in the top half of the states nationally. To achieve this goal, we must become one of the fastest improving systems in the country.

2020 Vision:

By 2020 all students will graduate with the knowledge and skills necessary to compete successfully in the global economy, participate in a democratic society and contribute positively as members of families and communities.

Abbreviations Key

N/A Not Applicable N/AV Not Available N/C Not Collected N/R Not Reported I/S Insufficient Sample TBD To be determined
 NI Newly Identified CSI Continuing School Improvement CA Corrective Action RP Plan to Restructure R Restructure DELAY School Improvement Status HOLD School Improvement Status

CHESTER COUNTY CAREER CENTER [Chester]

SCHOOL PROFILE

	Our Center	Change from Last Year	Median Career Center
Students (n=802)			
With disabilities other than speech	8.4%	Up from 7.5%	9.8%
Career/technology students in co-curricular organizations	14.0%	Up from 8.2%	15.0%
Enrollment in career/technology courses	802	Down from 954	611
Students participating in work-based experiences	31.8%	Up from 27.0%	27.2%
Teachers (n=18)			
Teachers with advanced degrees	27.8%	Down from 31.6%	25.0%
Continuing contract teachers	83.3%	Down from 89.5%	75.0%
Teachers with emergency or provisional certificates	17.6%	Up from 11.1%	21.4%
Teachers returning from previous year	91.9%	Up from 91.6%	91.6%
Teacher attendance rate	94.3%	Down from 95.6%	95.9%
Average teacher salary*	\$47,710	Up 1.9%	\$48,180
Professional development days/teacher	8.9 days	Up from 7.7 days	12.8 days
Center			
Director's years at Center	4.0	Up from 3.0	6.0
Dollars spent per pupil**	\$1,892	Down 6.4%	\$3,276
Percent of expenditures for teacher salaries**	61.6%	Up from 56.7%	56.9%
Percent of expenditures for instruction**	72.5%	Down from 73.2%	66.6%
Parents attending conferences	100.0%	Up from 97.0%	94.9%

* Length of contract = 185+ days.

** Prior year audited financial data available.

EVALUATION RESULTS

	Teachers	Students*	Parents*
Number of surveys returned	16	135	53
Percent satisfied with learning environment	81.3%	86.7%	83.0%
Percent satisfied with social and physical environment	87.5%	83.5%	60.8%
Percent satisfied with school-home relations	46.7%	85.9%	63.5%

* Only eleventh grade students and their parents were included.

REPORT OF DIRECTOR AND SCHOOL IMPROVEMENT COUNCIL

The Chester County Career Center enjoyed another successful year, serving students from Chester, Lewisville, and Great Falls High Schools in our 15 program areas. We received an "Average" rating on the 2009 school report card and met all Perkins standards. We became a Technology Center That Works site this year, hosting a team visit. This initiative creates a culture of high expectations and continuous improvement.

We are dedicated to providing an exceptional educational experience for our students and are constantly striving for improvement. In 2009-10, we added a Promethean Board, computer software, automotive training modules, and culinary equipment.

Many of our program areas sent students to compete in SkillsUSA, DECA, and FFA. We had students in marketing, health science, and graphic communications qualify to compete at the national level. We are extremely proud of all our participants and the way in which they represented our school. Many of our student organizations also participated in service projects that allowed students to learn the value of giving back to their community.

We have articulation agreements with York Technical College and Spartanburg Technical College. CTE students have the opportunity to earn college credit while in high school through the EXCELS program. Twenty-five students took advantage of programs in which they received dual credit.

We offer a number of certifications for our students, such as NCCER certification in carpentry, electricity, masonry, and welding; ServSafe; OSHA; Cosmetology Licensing; First Aid/CPR/AED; and First Responder. Many of our students also take the WorkKeys assessment. Students in health science took a national assessment. The opportunity to have these certifications will help students as they leave high school and enter the workforce.

Eight new members were inducted into the Chester County Career Center Chapter of the National Technical Honor Society.

We are fortunate to have active community support in both Work-Based Learning and Craft Advisory Committees. We also have virtual shadowing opportunities available, so students have access to careers outside the local area.

We maintain our commitment to prepare students for a global society. Your input is welcome and necessary, as we work together toward accomplishing this goal.

Lee C. Green, Director
Beth Blackwell, SIC Chair

Comprehensive detail, including definitions of ratings, performance criteria, and explanations of status, is available on www.ed.sc.gov and www.eoc.sc.gov as well as school and school district websites.

Printed versions are available from school districts upon request.

Abbreviations Key

N/A Not Applicable N/AV Not Available N/C Not Collected N/R Not Reported I/S Insufficient Sample TBD To be determined

NI Newly Identified CSI Continuing School Improvement CA Corrective Action RP Plan to Restructure R Restructure DELAY School Improvement Status HOLD School Improvement Status