



# SC Annual School Report Card Summary

**CHEROKEE TECHNOLOGY CENTER**  
**Grades: 10-12 Enrollment: 594**  
**Director: Harold G. Talley**  
**Board Chair: Mr. Billy Blackwell**  
**Superintendent: Kim Bagwell**

## PERFORMANCE

Comprehensive detail, including definitions of ratings, performance criteria, and explanations of status, is available on [www.ed.sc.gov](http://www.ed.sc.gov) and [www.eoc.sc.gov](http://www.eoc.sc.gov) as well as school and school district websites. Printed versions are available from school districts upon request.

YEAR	ABSOLUTE RATING	GROWTH RATING	PALMETTO GOLD AND SILVER AWARD		AYP STATUS	NCLB IMPROVEMENT STATUS
			General Performance	Closing the Gap		
2010	Good	At-Risk	TBD	TBD	N/A	N/A
2009	Excellent	Good	Gold	N/A	N/A	N/A
2008	Excellent	Excellent	Gold	N/A	N/A	N/A

## ABSOLUTE RATINGS OF CAREER CENTERS IN SC\*

EXCELLENT	GOOD	AVERAGE	BELOW AVERAGE	AT-RISK
17	14	1	4	1

\*Ratings are calculated with data available by 03/07/2011. All Career Centers in South Carolina are included.

## TECHNICAL SKILL ATTAINMENT

The percentage of students enrolled in career and technology courses at a center who earn a 2.0 or above on the final course grade.

Our Center		State Center Average (%)	
n	%	n	%
491	93.1%		86.0%

## GRADUATION RATE

The number of 12th grade career technology education students who graduate in the spring is divided by the number of 12th graders enrolled in the center and converted to a percentage.

Our Center		State Center Average (%)	
n	%	n	%
136	89.0%		95.8%

## PLACEMENT RATE


The number of career and technology completers who are available for placement in postsecondary instruction, military services, or employment is divided into the number of students over a three-year period who are actually placed and converted to a percentage. This criterion mirrors the Perkins standard.

Our Center		State Center Average (%)	
n	%	n	%
183	95.1%		96.7%


## NAEP PERFORMANCE\*

\* Performance reported for SC and nation, data not available at school level. Percentages at NAEP Achievement Levels.


### READING – GRADE 8 (2009)



### MATH – GRADE 8 (2009)



### SCIENCE – GRADE 8 (2005)



## SC PERFORMANCE GOAL

### 2010 Goal:

*By 2010, SC's student achievement will be ranked in the top half of the states nationally. To achieve this goal, we must become one of the fastest improving systems in the country.*

### 2020 Vision:

*By 2020 all students will graduate with the knowledge and skills necessary to compete successfully in the global economy, participate in a democratic society and contribute positively as members of families and communities.*

### Abbreviations Key

N/A Not Applicable N/AV Not Available N/C Not Collected N/R Not Reported I/S Insufficient Sample TBD To be determined  
 NI Newly Identified CSI Continuing School Improvement CA Corrective Action RP Plan to Restructure R Restructure DELAY School Improvement Status HOLD School Improvement Status

# CHEROKEE TECHNOLOGY CENTER [Cherokee]

## SCHOOL PROFILE

	Our Center	Change from Last Year	Median Career Center
<b>Students (n=594)</b>			
With disabilities other than speech	9.8%	Up from 8.2%	9.8%
Career/technology students in co-curricular organizations	15.0%	Up from 8.5%	15.0%
Enrollment in career/technology courses	594	Down from 669	611
Students participating in work-based experiences	67.0%	Up from 51.0%	27.2%
<b>Teachers (n=29)</b>			
Teachers with advanced degrees	55.2%	Up from 48.4%	25.0%
Continuing contract teachers	100.0%	No Change	75.0%
Teachers with emergency or provisional certificates	0.0%	No Change	21.4%
Teachers returning from previous year	96.7%	Down from 98.7%	91.6%
Teacher attendance rate	92.2%	Down from 95.0%	95.9%
Average teacher salary*	\$49,926	Down 0.1%	\$48,180
Professional development days/teacher	8.4 days	Down from 8.8 days	12.8 days
<b>Center</b>			
Director's years at Center	3.5	Up from 2.5	6.0
Dollars spent per pupil**	\$4,091	Up 2.9%	\$3,276
Percent of expenditures for teacher salaries**	65.6%	Up from 57.8%	56.9%
Percent of expenditures for instruction**	72.1%	Down from 77.1%	66.6%
Parents attending conferences	94.9%	Up from 77.7%	94.9%

\* Length of contract = 185+ days.

\*\* Prior year audited financial data available.

## EVALUATION RESULTS

	Teachers	Students*	Parents*
Number of surveys returned	18	108	43
Percent satisfied with learning environment	100.0%	88.9%	86.0%
Percent satisfied with social and physical environment	100.0%	86.1%	88.4%
Percent satisfied with school-home relations	83.3%	93.5%	88.4%

\* Only eleventh grade students and their parents were included.

## REPORT OF DIRECTOR AND SCHOOL IMPROVEMENT COUNCIL

Cherokee Technology Center affords learners from Blacksburg and Gaffney High Schools the opportunity to gain knowledge and skills through Career and Technology Education. Having met AYP for seven consecutive years and being fully SACS accredited, Cherokee Technology Center is an institution dedicated to success. Our school's success is indicative of the outstanding effort and performance, demonstrated by the students, parents, teachers, and advisory councils at Cherokee Technology Center. We believe that our joint dedication to excellence and our collaborative efforts continually assist us in surpassing our goals.

Our highly qualified faculty is always dedicated to success and ready to tackle any project. With 100% of our faculty classified as highly qualified, our instructors are continually seeking to better themselves to benefit the school and the students. Our instructors are always eager to attend additional training and workshops, while preparing themselves to pass on pertinent knowledge to other stakeholders in our school. With three OSHA certified instructors, we have been able to certify 23 CATE students during the 2009-2010 school year. In addition, CTC began offering the 1152 Fire Fighter course in conjunction with the Gaffney City Fire Department and was able to certify 12 students. CTC also partnered with Spartanburg Community College to offer Dual Credit Health Science courses during 2009-2010. Participation in these courses allowed CTC students to participate in National Health Science Assessments. Dedicated to community efforts as well, our faculty of 35 members was able to make sizeable donations to the American Cancer Society and the March of Dimes.

In 2010-2011, Cherokee Technology Center will continue to provide a diverse educational experience that will benefit all stakeholders. Cherokee Technology Center will continue to partner with Blacksburg and Gaffney High Schools to implement the Education and Economic Development Act. Cherokee Technology Center will continue to partner with Gaffney High School and Blacksburg High School to implement High Schools that Work. Curriculum improvements will ensure that our students are afforded the most current and relevant curriculum available.

Harold G. Talley, Director  
Terry Hall, SIC President

Comprehensive detail, including definitions of ratings, performance criteria, and explanations of status, is available on [www.ed.sc.gov](http://www.ed.sc.gov) and [www.eoc.sc.gov](http://www.eoc.sc.gov) as well as school and school district websites.

Printed versions are available from school districts upon request.

### Abbreviations Key

N/A Not Applicable N/AV Not Available N/C Not Collected N/R Not Reported I/S Insufficient Sample TBD To be determined

NI Newly Identified CSI Continuing School Improvement CA Corrective Action RP Plan to Restructure R Restructure DELAY School Improvement Status HOLD School Improvement Status