



SC Annual School Report Card Summary

BARNWELL COUNTY CAREER CENTER
Grades: 9-12 Enrollment: 455
Director: Sam McKay
Board Chair: Mr. Wallace Perry
Superintendents: Dr. Teresa L. Pope Barnwell 19
Alexia C. Clamp Williston 29
Roy Sapough Barnwell 45

PERFORMANCE

Comprehensive detail, including definitions of ratings, performance criteria, and explanations of status, is available on www.ed.sc.gov and www.eoc.sc.gov as well as school and school district websites. Printed versions are available from school districts upon request.

YEAR	ABSOLUTE RATING	GROWTH RATING	PALMETTO GOLD AND SILVER AWARD		AYP STATUS	NCLB IMPROVEMENT STATUS
			General Performance	Closing the Gap		
2010	Excellent	Excellent	TBD	TBD	N/A	N/A
2009	Good	Below Average	N/A	N/A	N/A	N/A
2008	Good	At-Risk	N/A	N/A	N/A	N/A

ABSOLUTE RATINGS OF CAREER CENTERS IN SC*

EXCELLENT	GOOD	AVERAGE	BELOW AVERAGE	AT-RISK
17	14	1	4	1

*Ratings are calculated with data available by 03/07/2011. All Career Centers in South Carolina are included.

TECHNICAL SKILL ATTAINMENT

The percentage of students enrolled in career and technology courses at a center who earn a 2.0 or above on the final course grade.

Our Center		State Center Average (%)	
n	%	%	
435	90.6%	86.0%	

GRADUATION RATE

The number of 12th grade career technology education students who graduate in the spring is divided by the number of 12th graders enrolled in the center and converted to a percentage.

Our Center		State Center Average (%)	
n	%	%	
77	97.4%	95.8%	




PLACEMENT RATE

The number of career and technology completers who are available for placement in postsecondary instruction, military services, or employment is divided into the number of students over a three-year period who are actually placed and converted to a percentage. This criterion mirrors the Perkins standard.

Our Center		State Center Average (%)	
n	%	%	
185	97.8%	96.7%	

NAEP PERFORMANCE*

* Performance reported for SC and nation, data not available at school level. Percentages at NAEP Achievement Levels.



SC PERFORMANCE GOAL

2010 Goal:

By 2010, SC's student achievement will be ranked in the top half of the states nationally. To achieve this goal, we must become one of the fastest improving systems in the country.

2020 Vision:

By 2020 all students will graduate with the knowledge and skills necessary to compete successfully in the global economy, participate in a democratic society and contribute positively as members of families and communities.

Abbreviations Key

N/A Not Applicable N/AV Not Available N/C Not Collected N/R Not Reported I/S Insufficient Sample TBD To be determined
 NI Newly Identified CSI Continuing School Improvement CA Corrective Action RP Plan to Restructure R Restructure DELAY School Improvement Status HOLD School Improvement Status

BARNWELL COUNTY CAREER CENTER

SCHOOL PROFILE

	Our Center	Change from Last Year	Median Career Center
Students (n=455)			
With disabilities other than speech	12.1%	Down from 14.1%	9.8%
Career/technology students in co-curricular organizations	28.6%	Down from 32.7%	15.0%
Enrollment in career/technology courses	455	Down from 462	611
Students participating in work-based experiences	24.4%	Up from 18.8%	27.2%
Teachers (n=13)			
Teachers with advanced degrees	23.1%	No Change	25.0%
Continuing contract teachers	7.7%	No Change	75.0%
Teachers with emergency or provisional certificates	15.4%	Down from 23.1%	21.4%
Teachers returning from previous year	92.3%	No Change	91.6%
Teacher attendance rate	93.4%	N/R	95.9%
Average teacher salary*	\$49,853	Up 4.8%	\$48,180
Professional development days/teacher	10.8 days	Up from 6.8 days	12.8 days
Center			
Director's years at Center	7.0	Up from 6.0	6.0
Dollars spent per pupil**	\$3,585	Down 1.8%	\$3,276
Percent of expenditures for teacher salaries**	49.7%	Down from 50.0%	56.9%
Percent of expenditures for instruction**	56.6%	Up from 54.3%	66.6%
Parents attending conferences	41.1%	Up from 38.7%	94.9%

* Length of contract = 185+ days.

** Prior year audited financial data available.

EVALUATION RESULTS

	Teachers	Students*	Parents*
Number of surveys returned	14	111	48
Percent satisfied with learning environment	100.0%	97.3%	95.7%
Percent satisfied with social and physical environment	100.0%	95.5%	83.3%
Percent satisfied with school-home relations	85.7%	91.9%	89.4%

* Only eleventh grade students and their parents were included.

REPORT OF DIRECTOR AND SCHOOL IMPROVEMENT COUNCIL

Barnwell County Career Center (BCCC) is one of eleven multi-district career centers in South Carolina. BCCC serves students from Barnwell School Districts 19, 29, and 45. BCCC had an enrollment of 568 participating in twelve career programs in 2009-2010.

103 students were involved in School-to-Work activities. Activities included cooperative learning at 29 different sites, shadowing local businesses, and participating in clinicals at various medical sites in the local area. BCCC also continues to provide School Based Enterprise opportunities for the school year, as well as additional shadowing opportunities for middle school students from the feeder schools.

71 students were inducted into the National Technical Honor Society. Students were involved in a variety of organizations, such as SkillsUSA, HOSA, DECA, FFA, and FCCLA. Membership in these organizations allows students to participate in regional, state, and national competitions in their program of study. Seven students participated in the SkillsUSA competition in Greenville, SC, where one student qualified as one of the twelve finalists in the welding competition. 31 students attended the State HOSA convention in Charleston, where one of our students was elected State HOSA President, 3 won gold medals, 3 won silver medals, 3 won bronze medals, and 10 students finished in 4th-6th place. 8 students attended the National HOSA Convention in June. 2 students competed in the state FCCLA competition, where one student placed first place gold in the Career Investigation competition. Also, another student won first place in the Job Interview competition. One of these students competed in the National FCCLA competition in Chicago, IL.

The FFA chapter at BCCC continues to be involved in many community activities. The chapter sponsored another High School Rodeo event in the fall. Students attended numerous FFA events. Grants and awards amounting to \$4,700 were won by the FFA program. Students attended the National FFA Convention in Indianapolis.

BCCC had a total of 115 students from the three district high schools who completed training at the center. Of the 2009 Career and Technology completers eligible for placement, 97.4% were placed in secondary programs, the military, or gainful employment.

Comprehensive detail, including definitions of ratings, performance criteria, and explanations of status, is available on www.ed.sc.gov and www.eoc.sc.gov as well as school and school district websites.

Printed versions are available from school districts upon request.

Abbreviations Key

N/A Not Applicable N/AV Not Available N/C Not Collected N/R Not Reported I/S Insufficient Sample TBD To be determined

NI Newly Identified CSI Continuing School Improvement CA Corrective Action RP Plan to Restructure R Restructure DELAY School Improvement Status HOLD School Improvement Status