



SC Annual School Report Card Summary

ABBEVILLE COUNTY CAREER CENTER
Grades: 10-12 **Enrollment: 65**
Director: Nicholas A. Hyduke
Board Chair: James B. Tisdale, Jr.
Superintendent: Dr. Ivan Randolph

PERFORMANCE

Comprehensive detail, including definitions of ratings, performance criteria, and explanations of status, is available on www.ed.sc.gov and www.eoc.sc.gov as well as school and school district websites. Printed versions are available from school districts upon request.

YEAR	ABSOLUTE RATING	GROWTH RATING	PALMETTO GOLD AND SILVER AWARD		AYP STATUS	NCLB IMPROVEMENT STATUS
			General Performance	Closing the Gap		
2010	Excellent	Excellent	TBD	TBD	N/A	N/A
2009	Excellent	Good	Gold	N/A	N/A	N/A
2008	Excellent	Excellent	Gold	N/A	N/A	N/A

ABSOLUTE RATINGS OF CAREER CENTERS IN SC*

EXCELLENT	GOOD	AVERAGE	BELOW AVERAGE	AT-RISK
17	14	1	4	1

*Ratings are calculated with data available by 03/07/2011. All Career Centers in South Carolina are included.

TECHNICAL SKILL ATTAINMENT

The percentage of students enrolled in career and technology courses at a center who earn a 2.0 or above on the final course grade.

Our Center		State Center Average (%)	
n	%	n	%
81	90.1%		86.0%

GRADUATION RATE

The number of 12th grade career technology education students who graduate in the spring is divided by the number of 12th graders enrolled in the center and converted to a percentage.

Our Center		State Center Average (%)	
n	%	n	%
26	96.2%		95.8%

PLACEMENT RATE


The number of career and technology completers who are available for placement in postsecondary instruction, military services, or employment is divided into the number of students over a three-year period who are actually placed and converted to a percentage. This criterion mirrors the Perkins standard.

Our Center		State Center Average (%)	
n	%	n	%
88	98.9%		96.7%


NAEP PERFORMANCE*

* Performance reported for SC and nation, data not available at school level. Percentages at NAEP Achievement Levels.


READING – GRADE 8 (2009)



MATH – GRADE 8 (2009)



SCIENCE – GRADE 8 (2005)



SC PERFORMANCE GOAL

2010 Goal:

By 2010, SC's student achievement will be ranked in the top half of the states nationally. To achieve this goal, we must become one of the fastest improving systems in the country.

2020 Vision:

By 2020 all students will graduate with the knowledge and skills necessary to compete successfully in the global economy, participate in a democratic society and contribute positively as members of families and communities.

Abbreviations Key

N/A Not Applicable N/AV Not Available N/C Not Collected N/R Not Reported I/S Insufficient Sample TBD To be determined
 NI Newly Identified CSI Continuing School Improvement CA Corrective Action RP Plan to Restructure R Restructure DELAY School Improvement Status HOLD School Improvement Status

ABBEVILLE COUNTY CAREER CENTER [Abbeville]

SCHOOL PROFILE

	Our Center	Change from Last Year	Median Career Center
Students (n=65)			
With disabilities other than speech	10.8%	Up from 4.8%	9.8%
Career/technology students in co-curricular organizations	100.0%	Up from 61.9%	15.0%
Enrollment in career/technology courses	65	Down from 105	611
Students participating in work-based experiences	80.0%	Up from 42.9%	27.2%
Teachers (n=12)			
Teachers with advanced degrees	50.0%	Up from 45.5%	25.0%
Continuing contract teachers	58.3%	Down from 63.6%	75.0%
Teachers with emergency or provisional certificates	0.0%	No Change	21.4%
Teachers returning from previous year	94.4%	No Change	91.6%
Teacher attendance rate	96.7%	Up from 96.5%	95.9%
Average teacher salary*	\$52,458	Down 0.6%	\$48,180
Professional development days/teacher	14.9 days	Up from 10.4 days	12.8 days
Center			
Director's years at Center	8.0	Up from 7.0	6.0
Dollars spent per pupil**	\$10,186	Up 31.0%	\$3,276
Percent of expenditures for teacher salaries**	58.3%	Up from 53.2%	56.9%
Percent of expenditures for instruction**	71.3%	Up from 63.6%	66.6%
Parents attending conferences	100.0%	Up from 82.9%	94.9%

* Length of contract = 185+ days.

** Prior year audited financial data available.

EVALUATION RESULTS

	Teachers	Students*	Parents*
Number of surveys returned	9	48	23
Percent satisfied with learning environment	100.0%	97.9%	91.3%
Percent satisfied with social and physical environment	88.9%	95.8%	60.9%
Percent satisfied with school-home relations	100.0%	95.8%	63.6%

* Only eleventh grade students and their parents were included.

REPORT OF DIRECTOR AND SCHOOL IMPROVEMENT COUNCIL

For the eighth consecutive year, the Abbeville County Career Center received a Palmetto Gold Award for the South Carolina Department of Education. The Career Center also received an Absolute Rating of Excellent and an Improvement Rating of Good on the Annual School Report Card. The school continues to perform well in the areas of Vocational Skill Proficiencies, Academic Achievement, Graduation Rate, and Placement Rate. We must continue to be diligent in areas of recruitment and retention. As we move forward, our task is to continue to recruit quality students and to increase the expectations of those students. By introducing a more rigorous curriculum in the areas of math and science, maintaining dual credit and articulation agreements with the local technical college, and providing more internship opportunities for students in their chosen fields, we are placing our students more firmly on the path to success.

Our Project Lead the Way Program for Engineering is well under way. This project-based curriculum is heavy in math and science and is dual credit. Dual credit means the students completing the course with an 85 or better will receive high school and college credit. By adding dual credit to an already rigorous curriculum, we have raised the level of achievement in our programs. Students directly benefit from the enhanced curriculum. As a result, students will be much better prepared for the post-secondary experience. Students also benefit by accumulating nearly one year's worth of college credit, resulting in a savings of time and money. PLTW serves as an outstanding example of the opportunities provided by dual credit.

Increased expectations combined with an influx of quality students will increase demands on all of our programs. The Automotive Technology program recently achieved certification by the National Automotive Technicians Education Foundation. Other programs at the school have to maintain the same high standards. Equipment will be expected to be the latest and best available. Technology will have to be cutting edge. Coursework will have to be challenging. Instructors, in an effort to establish work-based competencies, will focus more on soft skills. These are workplace skills commonly learned through character education and sought by employers. The needs of our students are different than those attending traditional high schools. Every effort must be made to recognize and meet those needs.

Comprehensive detail, including definitions of ratings, performance criteria, and explanations of status, is available on www.ed.sc.gov and www.eoc.sc.gov as well as school and school district websites.

Printed versions are available from school districts upon request.

Abbreviations Key

N/A Not Applicable N/AV Not Available N/C Not Collected N/R Not Reported I/S Insufficient Sample TBD To be determined

NI Newly Identified CSI Continuing School Improvement CA Corrective Action RP Plan to Restructure R Restructure DELAY School Improvement Status HOLD School Improvement Status