

SC Annual School Report Card Summary

Easterling Primary
 Marion 1
 Grades: PK-2 Enrollment: 814
 Principal: Angie Grice
 Superintendent: Mr. Michael D. Lupo
 Board Chair: James Smith

PERFORMANCE

Comprehensive detail, including definitions of ratings, performance criteria, and explanations of status, is available on www.ed.sc.gov and www.eoc.sc.gov as well as school and school district websites. Printed versions are available from school districts upon request.

YEAR	ABSOLUTE RATING	GROWTH RATING	PALMETTO GOLD AND SILVER AWARD		AYP STATUS	NCLB IMPROVEMENT STATUS
			General Performance	Closing the Gap		
2009	Excellent	Good	TBD	TBD	Not Met	CA
2008	Excellent	Good	N/A	N/A	Not Met	CSI
2007	Excellent	Excellent	N/A	N/A	Not Met	NI

ABSOLUTE RATING OF PRIMARY SCHOOLS WITH STUDENTS LIKE OURS*

EXCELLENT	GOOD	AVERAGE	BELOW AVERAGE	AT-RISK
7	1	0	0	0

*Ratings are calculated with data available by 03/17/2010. Schools with Students Like Ours are Primary Schools with Poverty Indices of no more than 5% above or below the index for this school.

PRIME INSTRUCTIONAL TIME

Our School	Median Primary School
91.3%	89.6%

STUDENT-TEACHER RATIO IN CORE SUBJECTS

Our School	Median Primary School
19.7 to 1	19.3 to 1

TEACHERS WITH ADVANCED DEGREES

Our School	Median Primary School
51.8%	60.7%

TEACHERS RETURNING FROM PREVIOUS YEAR

Our School	Median Primary School
90.1%	89.6%

PERCENT OF PARENTS ATTENDING CONFERENCES

Our School	Median Primary School
100.0%	100.0%

DAYS OF PROFESSIONAL DEVELOPMENT*

Our School	Median Primary School
5.7 days	11.8 days

*Professional development days should be devoted exclusively to knowledge and skills in working with children less than eight years old.


Types Of Accreditation (More Than One May Apply)

	Not pursuing accreditation
	Conducting a self-study
X	South Carolina Department of Education
X	Southern Association of Colleges and Schools
	American Montessori Society
	National Association for the Education of Young Children


NAEP PERFORMANCE*

* Performance reported for SC and nation, data not available at school level. Percentages at NAEP Achievement Levels.

READING – GRADE 4 (2007)



READING – GRADE 8 (2007)




% Below Basic | % Basic, Proficient, and Advanced

MATH – GRADE 4 (2007)

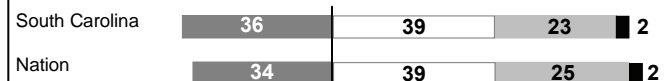


MATH – GRADE 8 (2007)




% Below Basic | % Basic, Proficient, and Advanced

SCIENCE – GRADE 4 (2005)



SCIENCE – GRADE 8 (2005)



% Below Basic | % Basic, Proficient, and Advanced

SC PERFORMANCE GOAL

2010 Goal:

By 2010, SC's student achievement will be ranked in the top half of the states nationally. To achieve this goal, we must become one of the fastest improving systems in the country.

2020 Vision:

By 2020 all students will graduate with the knowledge and skills necessary to compete successfully in the global economy, participate in a democratic society and contribute positively as members of families and communities.

Abbreviations Key

N/A Not Applicable N/AV Not Available N/C Not Collected N/R Not Reported I/S Insufficient Sample TBD To be determined
 NI Newly Identified CSI Continuing School Improvement CA Corrective Action RP Plan to Restructure R Restructure DELAY School Improvement Status HOLD School Improvement Status

Easterling Primary [Marion 1]

SCHOOL PROFILE

	Our School	Change from Last Year	Primary Schools with Students Like Ours	Median Primary School
Students (n=814)				
Retention rate	7.0%	Up from 4.3%	4.7%	3.6%
Attendance rate	96.1%	Up from 95.9%	95.1%	95.7%
With disabilities other than speech	6.1%	Down from 6.3%	5.2%	4.2%
Older than usual for grade	0.0%	Down from 0.2%	0.0%	0.0%
Teachers (n=56)				
Teachers with advanced degrees	51.8%	Up from 50.0%	63.6%	60.7%
Continuing contract teachers	80.4%	Down from 82.7%	78.9%	83.3%
Teachers with emergency or provisional certificates	5.5%	Up from 0.0%	0.0%	0.0%
Teachers returning from previous year	90.1%	Down from 93.3%	90.2%	89.6%
Teacher attendance rate	95.9%	Up from 93.7%	94.9%	95.2%
Average teacher salary*	\$43,089	Up 3.0%	\$46,844	\$47,550
Classes not taught by highly qualified teachers	0.0%	No Change	0.0%	0.0%
Professional development days/teacher	16.3 days	Down from 19.4 days	17.6 days	16.7 days
School				
Principal's years at school	4.0	Up from 3.0	6.5	5.0
Student-teacher ratio in core subjects	19.7 to 1	Down from 20.5 to 1	18.9 to 1	19.3 to 1
Prime instructional time	91.3%	Up from 88.7%	88.8%	89.6%
Opportunities in the arts	Good	No Change	Good	Good
SACS accreditation	Yes	No Change	Yes	Yes
Character development program	Excellent	No Change	Excellent	Excellent
Dollars spent per pupil**	\$8,490	Up 9.5%	\$6,942	\$6,858
Percent of expenditures for instruction**	63.8%	Down from 67.1%	70.6%	70.4%
Percent of expenditures for teacher salaries**	61.0%	Down from 63.5%	65.3%	63.7%
% of AYP objectives met	88.2%	Up from 82.4%	97.1%	100.0%

* Length of contract = 185+ days.

** Prior year audited financial data available.

EVALUATION RESULTS

	Teachers
Number of surveys returned	58
Percent satisfied with learning environment	94.8%
Percent satisfied with social and physical environment	98.3%
Percent satisfied with school-home relations	74.1%

REPORT OF PRINCIPAL AND SCHOOL IMPROVEMENT COUNCIL

Easterling Primary School, "Where Little People Do BIG Things," is home to approximately 800 students ranging from pre-kindergarten through second grade. Through a strong, dedicated staff and community support, this school continues to excel and be successful. It has been recognized at both the state and national level through accolades such as a Palmetto's Finest School, a Red Carpet School winner, a Flagship School of Promise, SACS and NAEYC accreditation, a National Blue Ribbon School of Excellence, and a National School of Character. The following have impacted our successes this year: substantial fund raising efforts, a quality parenting program, an after-school care program providing academic support and enrichment activities, three certified reading specialists providing small group intervention, six CDEPP 4K classrooms, and use of assessment data to drive instruction and quality training for all staff.

The Wee Foxes have enjoyed another year of outstanding achievement. Easterling was most recently named a South Carolina Healthy Schools Eight Component award winner due to the hard work of our School Health Program Team as well as being featured on ESPN's show "Outside the Lines," for our innovative practices against childhood obesity. Easterling showed tremendous community service by raising over \$11,000 for "Relay for Life," making EPS the highest contributor in the county. After the fall administration of MAP (Measures of Academic Progress) all of our second graders set goals to work towards. Of the 202 students, 180 made at least a 10 point gain in reading and/or math at the spring assessment.

A challenge Easterling faced this year was a steady decrease in the budget throughout the year, forcing cutbacks in many areas. Another challenge was finding ways to incorporate the new physical education regulations into the school day. Continuing to find ways to address mathematical weaknesses of our students in hopes of meeting adequate yearly progress (AYP) in math will be a goal for next year.

We always appreciate the overwhelming support of our parents and community. It is so crucial to our school's success.

Kelli Noland, SIC Chairperson
Angie Grice, Principal

Comprehensive detail, including definitions of ratings, performance criteria, and explanations of status, is available on www.ed.sc.gov and www.eoc.sc.gov as well as school and school district websites.

Printed versions are available from school districts upon request.

Abbreviations Key

N/A Not Applicable N/AV Not Available N/C Not Collected N/R Not Reported I/S Insufficient Sample TBD To be determined

NI Newly Identified CSI Continuing School Improvement CA Corrective Action RP Plan to Restructure R Restructure DELAY School Improvement Status HOLD School Improvement Status