

SC Annual School Report Card Summary

Meyer Center for Special Children
 Greenville
 Grades: PK-K Enrollment: 32
 Principal: Louise Anthony
 Superintendent: Dr. Phinnize J. Fisher
 Board Chair: Megan Hickerson

PERFORMANCE

Comprehensive detail, including definitions of ratings, performance criteria, and explanations of status, is available on www.ed.sc.gov and www.eoc.sc.gov as well as school and school district websites. Printed versions are available from school districts upon request.

YEAR	ABSOLUTE RATING	GROWTH RATING	PALMETTO GOLD AND SILVER AWARD		AYP STATUS	NCLB IMPROVEMENT STATUS
			General Performance	Closing the Gap		
2009	Excellent	Excellent	TBD	TBD	Not Met	N/A
2008	Excellent	Good	N/A	N/A	Not Met	N/A
2007	Excellent	Good	N/A	N/A	Not Met	N/A

ABSOLUTE RATING OF PRIMARY SCHOOLS WITH STUDENTS LIKE OURS*

EXCELLENT	GOOD	AVERAGE	BELOW AVERAGE	AT-RISK
7	1	0	0	0

*Ratings are calculated with data available by 03/17/2010. Schools with Students Like Ours are Primary Schools with Poverty Indices of no more than 5% above or below the index for this school.

PRIME INSTRUCTIONAL TIME

Our School	Median Primary School
82.9%	89.6%

STUDENT-TEACHER RATIO IN CORE SUBJECTS

Our School	Median Primary School
7.1 to 1	19.3 to 1

TEACHERS WITH ADVANCED DEGREES

Our School	Median Primary School
41.7%	60.7%

TEACHERS RETURNING FROM PREVIOUS YEAR

Our School	Median Primary School
88.7%	89.6%

PERCENT OF PARENTS ATTENDING CONFERENCES

Our School	Median Primary School
100.0%	100.0%

DAYS OF PROFESSIONAL DEVELOPMENT*

Our School	Median Primary School
16.9 days	11.8 days

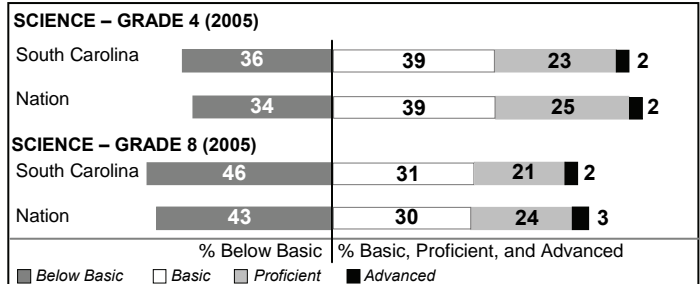
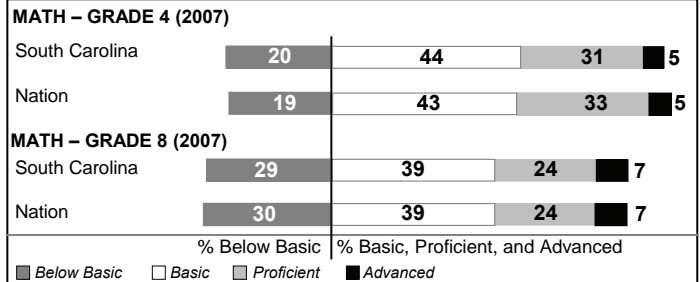
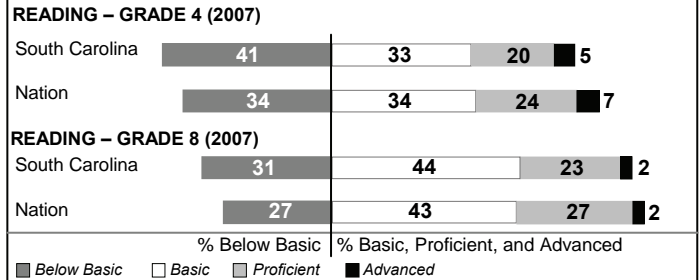
*Professional development days should be devoted exclusively to knowledge and skills in working with children less than eight years old.

Types Of Accreditation (More Than One May Apply)

	Not pursuing accreditation
X	Conducting a self-study
	South Carolina Department of Education
	Southern Association of Colleges and Schools
	American Montessori Society
X	National Association for the Education of Young Children

NAEP PERFORMANCE*

* Performance reported for SC and nation, data not available at school level. Percentages at NAEP Achievement Levels.



SC PERFORMANCE GOAL

2010 Goal:
 By 2010, SC's student achievement will be ranked in the top half of the states nationally. To achieve this goal, we must become one of the fastest improving systems in the country.

2020 Vision:
 By 2020 all students will graduate with the knowledge and skills necessary to compete successfully in the global economy, participate in a democratic society and contribute positively as members of families and communities.

Abbreviations Key

N/A Not Applicable N/AV Not Available N/C Not Collected N/R Not Reported I/S Insufficient Sample TBD To be determined
 NI Newly Identified CSI Continuing School Improvement CA Corrective Action RP Plan to Restructure R Restructure DELAY School Improvement Status HOLD School Improvement Status

Meyer Center for Special Children [Greenville]

SCHOOL PROFILE

	Our School	Change from Last Year	Primary Schools with Students Like Ours	Median Primary School
Students (n=32)				
Retention rate	70.0%	Up from 20.0%	4.7%	3.6%
Attendance rate	90.3%	Down from 95.0%	95.1%	95.7%
With disabilities other than speech	25.6%	Down from 37.5%	5.2%	4.2%
Older than usual for grade	N/A	N/A	0.0%	0.0%
Teachers (n=12)				
Teachers with advanced degrees	41.7%	Down from 50.0%	63.6%	60.7%
Continuing contract teachers	8.3%	Up from 0.0%	78.9%	83.3%
Teachers with emergency or provisional certificates	0.0%	No Change	0.0%	0.0%
Teachers returning from previous year	88.7%	Up from 80.3%	90.2%	89.6%
Teacher attendance rate	93.6%	Up from 84.5%	94.9%	95.2%
Average teacher salary*	\$38,213	Up 2.2%	\$46,844	\$47,550
Classes not taught by highly qualified teachers	0.0%	No Change	0.0%	0.0%
Professional development days/teacher	19.6 days	Up from 13.0 days	17.6 days	16.7 days
School				
Principal's years at school	14.0	Up from 13.0	6.5	5.0
Student-teacher ratio in core subjects	7.1 to 1	Up from 5.1 to 1	18.9 to 1	19.3 to 1
Prime instructional time	82.9%	Up from 82.6%	88.8%	89.6%
Opportunities in the arts	Good	No Change	Good	Good
SACS accreditation	No	No Change	Yes	Yes
Character development program	Excellent	No Change	Excellent	Excellent
Dollars spent per pupil**	\$54,220	Down 32.7%	\$6,942	\$6,858
Percent of expenditures for instruction**	70.0%	Up from 44.0%	70.6%	70.4%
Percent of expenditures for teacher salaries**	60.5%	Up from 35.2%	65.3%	63.7%
% of AYP objectives met	60.0%	Down from 80.0%	97.1%	100.0%

* Length of contract = 185+ days.

** Prior year audited financial data available.

EVALUATION RESULTS

	Teachers
Number of surveys returned	0
Percent satisfied with learning environment	N/R
Percent satisfied with social and physical environment	N/R
Percent satisfied with school-home relations	N/R

REPORT OF PRINCIPAL AND SCHOOL IMPROVEMENT COUNCIL

Dr. Leslie Meyer, one of South Carolina's first pediatric orthopedic physicians, began his practice in Greenville in 1951. Three years later, he founded the Meyer Center when he concluded that every child, regardless of his or her medical challenges, could learn. Every child, in his eyes, held real potential.

Today, the Mission, Vision, Values, and Goals of the Meyer Center continue to be based on Dr. Meyer's belief that intensive education and therapy provided at the earliest possible age give a child with disabilities the best chance to make progress. Generally, students that receive direct services at the Center are children that have been diagnosed with a condition affecting their motor development, such as cerebral palsy, spina bifida, or genetic syndrome. The Center also provides support services for families, including individual and group support, coordination of community services, school transition assistance, and transportation.

During the 2008-09 school year, a team of 8 teachers, 16 paraprofessionals, 4 occupational therapists, 5 physical therapists, 4 speech therapists, and 1 music therapist provided a comprehensive range of developmental services to 50 students, ranging in ages from 3 to 7. These children achieved an average of 85% of their annual education goals and 80% of their annual therapy goals, and at year-end, 11 of these students were ready to transition into other public school settings.

The demand for Meyer Center services has been steadily growing. So to address space limitations, the Center purchased and renovated the building it has occupied for the past 12 years. This acquisition has not only allowed expansion with the addition of two classrooms, but it has put the Center in a position to explore other high-quality early education opportunities and partnerships in the community.

Louise Anthony, Principal
Vicki Kilbride, PTA President

Comprehensive detail, including definitions of ratings, performance criteria, and explanations of status, is available on www.ed.sc.gov and www.eoc.sc.gov as well as school and school district websites.

Printed versions are available from school districts upon request.

Abbreviations Key

N/A Not Applicable N/AV Not Available N/C Not Collected N/R Not Reported I/S Insufficient Sample TBD To be determined

NI Newly Identified CSI Continuing School Improvement CA Corrective Action RP Plan to Restructure R Restructure DELAY School Improvement Status HOLD School Improvement Status