

SC Annual School Report Card Summary

Goose Creek Primary
Berkeley
Grades: PK-2 **Enrollment: 908**
Principal: Kathy Sullivan
Superintendent: Dr. Anthony L. Parker
Board Chair: Douglas Cooper

PERFORMANCE

Comprehensive detail, including definitions of ratings, performance criteria, and explanations of status, is available on www.ed.sc.gov and www.eoc.sc.gov as well as school and school district websites. Printed versions are available from school districts upon request.

YEAR	ABSOLUTE RATING	GROWTH RATING	PALMETTO GOLD AND SILVER AWARD		AYP STATUS	NCLB IMPROVEMENT STATUS
			General Performance	Closing the Gap		
2009	Good	At-Risk	TBD	TBD	Met	CSI-DELAY
2008	Excellent	Good	N/A	N/A	Not Met	CSI
2007	Good	N/A	N/A	N/A	Met	NI-DELAY

ABSOLUTE RATING OF PRIMARY SCHOOLS WITH STUDENTS LIKE OURS*

EXCELLENT	GOOD	AVERAGE	BELOW AVERAGE	AT-RISK
9	1	0	0	0

** Ratings are calculated with data available by 03/17/2010. Schools with Students Like Ours are Primary Schools with Poverty Indices of no more than 5% above or below the index for this school.*

PRIME INSTRUCTIONAL TIME

Our School	Median Primary School
91.1%	89.6%

STUDENT-TEACHER RATIO IN CORE SUBJECTS

Our School	Median Primary School
16.4 to 1	19.3 to 1

TEACHERS WITH ADVANCED DEGREES

Our School	Median Primary School
68.9%	60.7%

TEACHERS RETURNING FROM PREVIOUS YEAR

Our School	Median Primary School
87.3%	89.6%

PERCENT OF PARENTS ATTENDING CONFERENCES

Our School	Median Primary School
100.0%	100.0%

DAYS OF PROFESSIONAL DEVELOPMENT*

Our School	Median Primary School
0.3 days	11.8 days

**Professional development days should be devoted exclusively to knowledge and skills in working with children less than eight years old.*

Types Of Accreditation (More Than One May Apply)

	Not pursuing accreditation
X	Conducting a self-study
X	South Carolina Department of Education
X	Southern Association of Colleges and Schools
	American Montessori Society
	National Association for the Education of Young Children

NAEP PERFORMANCE*

** Performance reported for SC and nation, data not available at school level. Percentages at NAEP Achievement Levels.*

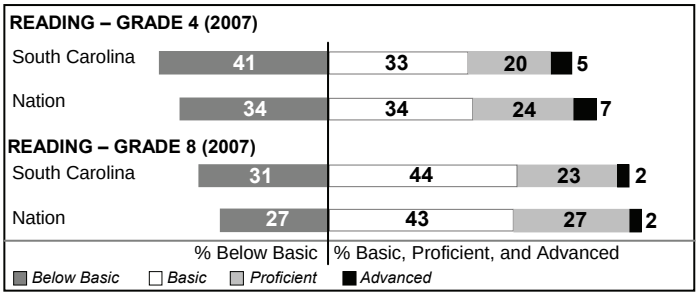

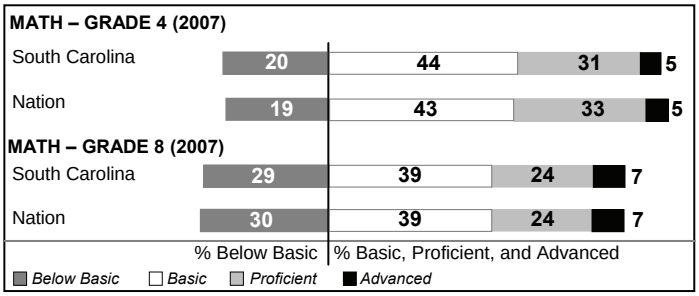

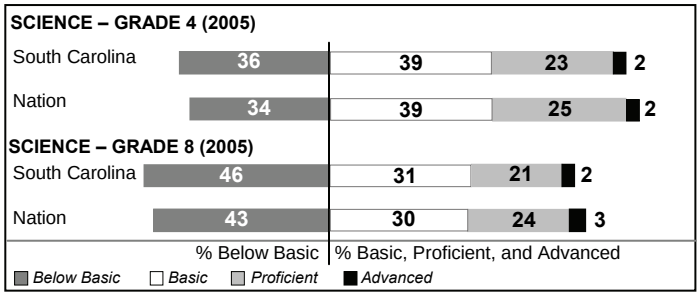

SC PERFORMANCE GOAL

2010 Goal:
By 2010, SC's student achievement will be ranked in the top half of the states nationally. To achieve this goal, we must become one of the fastest improving systems in the country.

2020 Vision:
By 2020 all students will graduate with the knowledge and skills necessary to compete successfully in the global economy, participate in a democratic society and contribute positively as members of families and communities.

Abbreviations Key
N/A Not Applicable **N/AV** Not Available **N/C** Not Collected **N/R** Not Reported **I/S** Insufficient Sample **TBD** To be determined
NI Newly Identified **CSI** Continuing School Improvement **CA** Corrective Action **RP** Plan to Restructure **R** Restructure **DELAY** School Improvement Status **HOLD** School Improvement Status

Goose Creek Primary [Berkeley]

SCHOOL PROFILE

	Our School	Change from Last Year	Primary Schools with Students Like Ours	Median Primary School
Students (n=908)				
Retention rate	4.8%	Down from 6.6%	3.9%	3.6%
Attendance rate	95.7%	Down from 96.0%	95.1%	95.7%
With disabilities other than speech	7.4%	Up from 6.8%	4.6%	4.2%
Older than usual for grade	0.0%	Down from 0.2%	0.0%	0.0%
Teachers (n=61)				
Teachers with advanced degrees	68.9%	Up from 62.7%	68.9%	60.7%
Continuing contract teachers	78.7%	Up from 62.7%	84.7%	83.3%
Teachers with emergency or provisional certificates	0.0%	No Change	0.0%	0.0%
Teachers returning from previous year	87.3%	Up from 85.9%	89.6%	89.6%
Teacher attendance rate	96.8%	Up from 96.3%	94.6%	95.2%
Average teacher salary*	$47,842	Up 2.0%	$47,800	$47,550
Classes not taught by highly qualified teachers	0.0%	No Change	0.0%	0.0%
Professional development days/teacher	17.8 days	Up from 13.5 days	18.7 days	16.7 days
School				
Principal's years at school	1.0	Down from 3.0	4.5	5.0
Student-teacher ratio in core subjects	16.4 to 1	Up from 15.6 to 1	18.7 to 1	19.3 to 1
Prime instructional time	91.1%	Up from 90.6%	88.6%	89.6%
Opportunities in the arts	Good	No Change	Good	Good
SACS accreditation	Yes	No Change	Yes	Yes
Character development program	Excellent	No Change	Excellent	Excellent
Dollars spent per pupil**	$6,171	Down 15.3%	$7,014	$6,858
Percent of expenditures for instruction**	66.0%	Up from 63.6%	70.6%	70.4%
Percent of expenditures for teacher salaries**	62.3%	Up from 59.2%	66.4%	63.7%
% of AYP objectives met	100.0%	Up from 76.5%	100.0%	100.0%

* Length of contract = 185+ days.

** Prior year audited financial data available.

EVALUATION RESULTS

	Teachers
Number of surveys returned	54
Percent satisfied with learning environment	94.4%
Percent satisfied with social and physical environment	100.0%
Percent satisfied with school-home relations	85.2%

Comprehensive detail, including definitions of ratings, performance criteria, and explanations of status, is available on **www.ed.sc.gov** and **www.eoc.sc.gov** as well as school and school district websites.

Printed versions are available from school districts upon request.

REPORT OF PRINCIPAL AND SCHOOL IMPROVEMENT COUNCIL

Goose Creek Primary embarked on the 2008-09 school year with enthusiasm and commitment toward building the foundation for a community of learners. Kindergarten and first grade teachers refined differentiated instruction in reading by completing extensive training with The 95% Group. This training allowed teachers to more accurately determine reading strengths and deficits and provided a myriad of engaging small group lessons to increase students' reading skills. The ASSIST Lab was created to provide individualized mathematics intervention.

All students continued to benefit from GCP's second year as a Distinguished Arts School. Opportunities in the arts included drama, puppetry, African drumming, dance and even learning to play the harmonica. Our parents enjoyed the student performances that followed the Artist in Residence experiences.

Goose Creek Primary continued to serve 140 children in the Child Development Education Pilot Program providing high-quality readiness experiences for four-year olds. Our special education team initiated the first annual Young Athletes Day which provided a variety of challenging outdoor experiences for students with disabilities and their buddies.

Our pre-K though second grade students continued to learn through engaging experiences with Smartboards in every classroom and weekly computer classes. GCP opened its doors in the evening for parents to take English classes, hone computer skills, receive parenting skills training and attend fun Family Nights with their children.

As a PBIS school we taught and reinforced the importance of being respectful, responsible and ready to learn. Over 350 children attended the Principal's Pajama Party by earning Otter Bucks for demonstrating these three guiding principles.

We look forward to another year of learning at Goose Creek Primary.

Kathy Sullivan, Principal
Michelle Ollic, School Improvement Council Representative

Abbreviations Key

N/A Not Applicable **N/AV** Not Available **N/C** Not Collected **N/R** Not Reported **I/S** Insufficient Sample **TBD** To be determined
NI Newly Identified **CSI** Continuing School Improvement **CA** Corrective Action **RP** Plan to Restructure **R** Restructure **DELAY** School Improvement Status **HOLD** School Improvement Status