



# SC Annual School Report Card Summary

SC Virtual Charter School  
 SC Public Charter District  
 Grades: K-12 Enrollment: 1,022  
 Principal: Dr. Cherry Daniel  
 Superintendent: Dr. Wayne Brazell  
 Board Chair: Don McLaurin

## PERFORMANCE

Comprehensive detail, including definitions of ratings, performance criteria, and explanations of status, is available on [www.ed.sc.gov](http://www.ed.sc.gov) and [www.eoc.sc.gov](http://www.eoc.sc.gov) as well as school and school district websites. Printed versions are available from school districts upon request.

YEAR	ABSOLUTE RATING	GROWTH RATING	PALMETTO GOLD AND SILVER AWARD		AYP STATUS	NCLB IMPROVEMENT STATUS
			General Performance	Closing the Gap		
2009	Average	At-Risk	TBD	TBD	Not Met	N/A
2008	N/A	N/A	N/A	N/A	N/A	N/A
2007	N/A	N/A	N/A	N/A	N/A	N/A

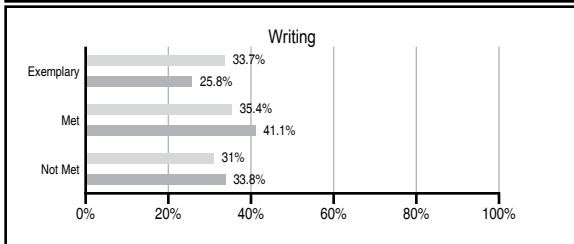
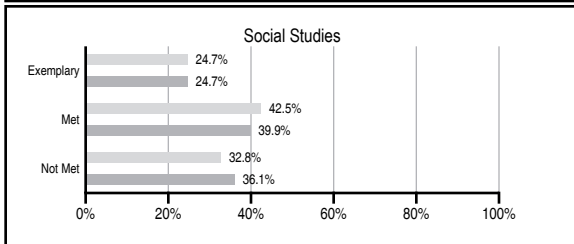
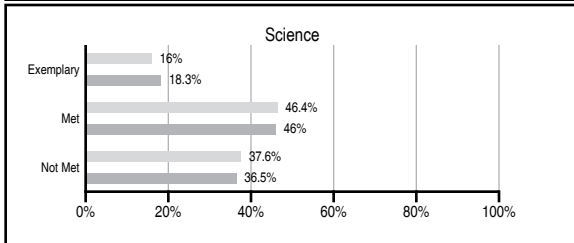
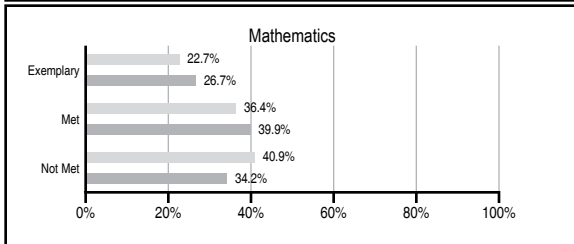
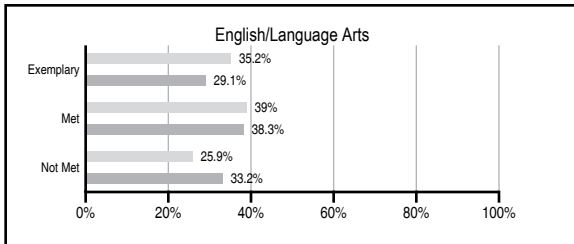
## ABSOLUTE RATINGS OF MIDDLE SCHOOLS WITH STUDENTS LIKE OURS\*

EXCELLENT	GOOD	AVERAGE	BELOW AVERAGE	AT-RISK
0	0	0	0	0

\* Ratings are calculated with data available by 06/01/2010. Schools with Students Like Ours are Middle Schools with Poverty Indices of no more than 5% above or below the index for this school.



## PASS PERFORMANCE

Our School Middle Schools with Students Like Ours Middle schools statewide



## NAEP PERFORMANCE\*

\* Performance reported for SC and nation, data not available at school level. Percentages at NAEP Achievement Levels.



## END OF COURSE TESTS - 2009

% of students scoring 70 or above on:	Our Middle School	Middle Schools with Students Like Ours
Algebra 1/Math for the Technologies 2	87.0	N/A
English 1	N/A	N/A
Physical Science	N/A	N/A
US History and the Constitution	N/A	N/A
All Subjects	87.0	N/A

## SC PERFORMANCE GOAL

### 2010 Goal:

By 2010, SC's student achievement will be ranked in the top half of the states nationally. To achieve this goal, we must become one of the fastest improving systems in the country.

### 2020 Vision:

By 2020 all students will graduate with the knowledge and skills necessary to compete successfully in the global economy, participate in a democratic society and contribute positively as members of families and communities.

### Abbreviations Key

N/A Not Applicable N/AV Not Available N/C Not Collected N/R Not Reported I/S Insufficient Sample TBD To be determined

NI Newly Identified CSI Continuing School Improvement CA Corrective Action RP Plan to Restructure R Restructure DELAY School Improvement Status HOLD School Improvement Status

# SC Virtual Charter School [SC Public Charter District]

## SCHOOL PROFILE

## REPORT OF PRINCIPAL AND SCHOOL IMPROVEMENT COUNCIL

	Our School	Change from Last Year	Middle Schools with Students Like Ours	Median Middle School
<b>Students (n=1,022)</b>				
Students enrolled in high school credit courses (grades 7 & 8)	N/R	N/R	N/A	21.6%
Retention rate	2.2%	N/A	N/A	1.2%
Attendance rate	98.9%	N/A	N/A	95.9%
Eligible for gifted and talented	0.0%	N/A	N/A	14.8%
With disabilities other than speech	9.8%	N/A	N/A	12.6%
Older than usual for grade	4.2%	N/A	N/A	2.5%
Out-of-school suspensions or expulsions for violent and/or criminal offenses	N/R	N/R	N/A	0.6%
Annual dropout rate	N/A	N/A	N/A	0.0%
<b>Teachers (n=27)</b>				
Teachers with advanced degrees	63.0%	N/A	N/A	56.9%
Continuing contract teachers	44.4%	N/A	N/A	72.7%
Teachers with emergency or provisional certificates	3.8%	N/A	N/A	5.3%
Teachers returning from previous year	N/A	N/A	N/A	82.9%
Teacher attendance rate	98.1%	N/R	N/A	95.2%
Average teacher salary*	N/A	I/S	N/A	\$46,599
Classes not taught by highly qualified teachers	24.2%	N/A	N/A	2.4%
Professional development days/teacher	N/R	N/R	N/A	10.8 days
<b>School</b>				
Principal's years at school	1.0	N/R	N/A	3.0
Student-teacher ratio in core subjects	N/R	N/R	N/A	20.1 to 1
Prime instructional time	96.9%	N/R	N/A	89.9%
Opportunities in the arts	Poor	N/R	N/A	Good
SACS accreditation	No	N/R	N/A	Yes
Parents attending conferences	N/R	N/R	N/A	97.8%
Character development program	N/R	N/R	N/A	Good
Dollars spent per pupil**	N/A	N/A	N/A	\$7,645
Percent of expenditures for instruction**	N/A	N/A	N/A	63.4%
Percent of expenditures for teacher salaries**	N/A	N/A	N/A	57.0%
% of AYP objectives met	71.4%		N/A	90.5%

\* Length of contract = 185+ days.

\*\* Prior year audited financial data available.

## EVALUATION RESULTS

	Teachers	Students*	Parents*
Number of surveys returned	0	122	151
Percent satisfied with learning environment	N/R	87.3%	91.8%
Percent satisfied with social and physical environment	N/R	89.1%	77.6%
Percent satisfied with school-home relations	N/R	97.4%	92.2%

\*Only students at the highest middle school grade level at this school and their parents were included.

Comprehensive detail, including definitions of ratings, performance criteria, and explanations of status, is available on [www.ed.sc.gov](http://www.ed.sc.gov) and [www.eoc.sc.gov](http://www.eoc.sc.gov) as well as school and school district websites.

Printed versions are available from school districts upon request.

### Abbreviations Key

N/A Not Applicable N/AV Not Available N/C Not Collected N/R Not Reported I/S Insufficient Sample TBD To be determined

NI Newly Identified CSI Continuing School Improvement CA Corrective Action RP Plan to Restructure R Restructure DELAY School Improvement Status HOLD School Improvement Status