



SC Annual School Report Card Summary

Fort Mill Middle
 Fort Mill
 Grades: 6-8 Enrollment: 638
 Principal: Greg Norton
 Superintendent: Dr. V. Keith Callicutt
 Board Chair: Jan Smiley

PERFORMANCE

Comprehensive detail, including definitions of ratings, performance criteria, and explanations of status, is available on www.ed.sc.gov and www.eoc.sc.gov as well as school and school district websites. Printed versions are available from school districts upon request.

YEAR	ABSOLUTE RATING	GROWTH RATING	PALMETTO GOLD AND SILVER AWARD		AYP STATUS	NCLB IMPROVEMENT STATUS
			General Performance	Closing the Gap		
2009	Excellent	Average	TBD	TBD	Not Met	N/A
2008	Good	Below Average	N/A	N/A	Not Met	N/A
2007	Good	At-Risk	N/A	N/A	Not Met	N/A

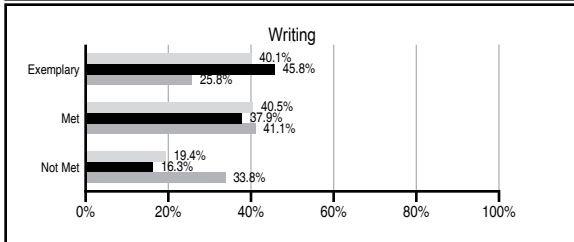
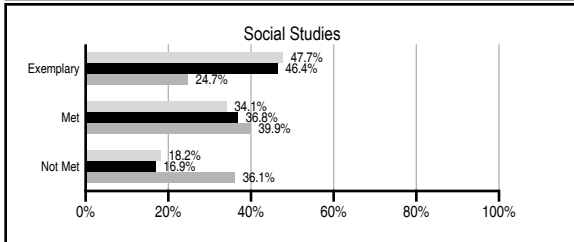
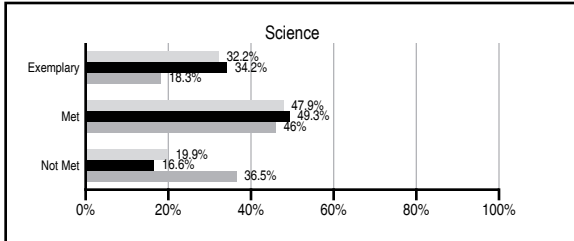
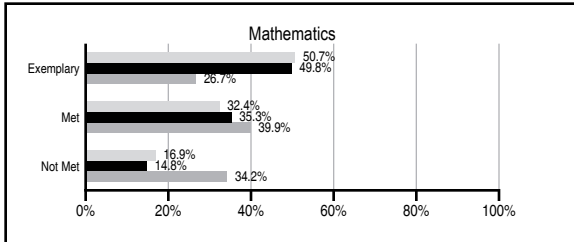
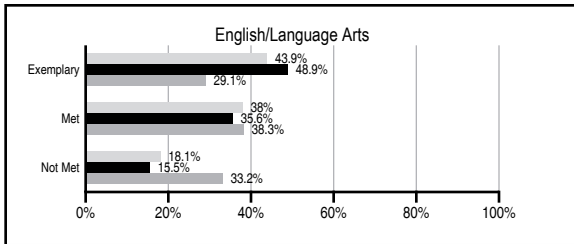
ABSOLUTE RATINGS OF MIDDLE SCHOOLS WITH STUDENTS LIKE OURS*

EXCELLENT	GOOD	AVERAGE	BELOW AVERAGE	AT-RISK
5	2	0	0	0

* Ratings are calculated with data available by 06/01/2010. Schools with Students Like Ours are Middle Schools with Poverty Indices of no more than 5% above or below the index for this school.

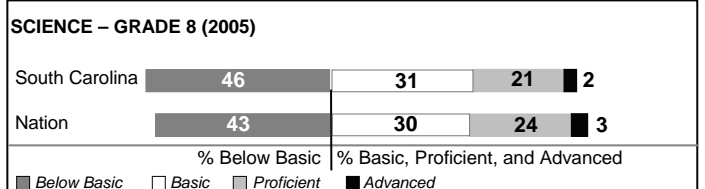

PASS PERFORMANCE

Our School Middle Schools with Students Like Ours Middle schools statewide



NAEP PERFORMANCE*

* Performance reported for SC and nation, data not available at school level. Percentages at NAEP Achievement Levels.



END OF COURSE TESTS - 2009

% of students scoring 70 or above on:	Our Middle School	Middle Schools with Students Like Ours
Algebra 1/Math for the Technologies 2	100.0	99.7
English 1	98.0	79.4
Physical Science	N/A	0.0
US History and the Constitution	N/A	N/A
All Subjects	99.0	99.3

SC PERFORMANCE GOAL

2010 Goal:
 By 2010, SC's student achievement will be ranked in the top half of the states nationally. To achieve this goal, we must become one of the fastest improving systems in the country.

2020 Vision:
 By 2020 all students will graduate with the knowledge and skills necessary to compete successfully in the global economy, participate in a democratic society and contribute positively as members of families and communities.

Abbreviations Key

N/A Not Applicable N/AV Not Available N/C Not Collected N/R Not Reported I/S Insufficient Sample TBD To be determined
 NI Newly Identified CSI Continuing School Improvement CA Corrective Action RP Plan to Restructure R Restructure DELAY School Improvement Status HOLD School Improvement Status

Fort Mill Middle [Fort Mill]

SCHOOL PROFILE

	Our School	Change from Last Year	Middle Schools with Students Like Ours	Median Middle School
Students (n=638)				
Students enrolled in high school credit courses (grades 7 & 8)	25.1%	Up from 20.6%	43.1%	21.6%
Retention rate	0.0%	Down from 1.3%	0.5%	1.2%
Attendance rate	97.0%	Up from 96.8%	96.8%	95.9%
Eligible for gifted and talented	40.8%	Up from 39.9%	31.9%	14.8%
With disabilities other than speech	11.0%	Down from 11.2%	7.3%	12.6%
Older than usual for grade	0.6%	Down from 1.0%	0.8%	2.5%
Out-of-school suspensions or expulsions for violent and/or criminal offenses	7.1%	Up from 0.7%	0.6%	0.6%
Annual dropout rate	0.0%	No Change	0.0%	0.0%
Teachers (n=54)				
Teachers with advanced degrees	53.7%	Up from 48.1%	61.3%	56.9%
Continuing contract teachers	87.0%	Up from 77.8%	75.0%	72.7%
Teachers with emergency or provisional certificates	2.0%	Up from 0.0%	3.7%	5.3%
Teachers returning from previous year	85.2%	Down from 86.9%	81.6%	82.9%
Teacher attendance rate	93.6%	Down from 95.9%	94.3%	95.2%
Average teacher salary*	\$49,777	Up 4.9%	\$47,398	\$46,599
Classes not taught by highly qualified teachers	0.4%	Down from 8.0%	0.4%	2.4%
Professional development days/teacher	12.2 days	Down from 14.9 days	12.2 days	10.8 days
School				
Principal's years at school	1.0	Down from 3.0	4.0	3.0
Student-teacher ratio in core subjects	17.5 to 1	Down from 18.1 to 1	21.3 to 1	20.1 to 1
Prime instructional time	89.2%	Down from 89.7%	90.0%	89.9%
Opportunities in the arts	Excellent	No Change	Excellent	Good
SACS accreditation	Yes	No Change	Yes	Yes
Parents attending conferences	99.7%	Up from 98.7%	99.7%	97.8%
Character development program	Excellent	No Change	Excellent	Good
Dollars spent per pupil**	\$8,131	Up 7.4%	\$6,649	\$7,645
Percent of expenditures for instruction**	69.5%	Up from 64.3%	65.3%	63.4%
Percent of expenditures for teacher salaries**	66.6%	Up from 61.0%	61.1%	57.0%
% of AYP objectives met	95.2%	No Change	95.2%	90.5%

* Length of contract = 185+ days.

** Prior year audited financial data available.

EVALUATION RESULTS

	Teachers	Students*	Parents*
Number of surveys returned	39	190	73
Percent satisfied with learning environment	87.2%	89.4%	82.2%
Percent satisfied with social and physical environment	97.4%	87.8%	87.7%
Percent satisfied with school-home relations	94.9%	88.2%	78.1%

*Only students at the highest middle school grade level at this school and their parents were included.

REPORT OF PRINCIPAL AND SCHOOL IMPROVEMENT COUNCIL

Our mission "to nurture and educate our students while providing a successful transition from elementary to secondary education" is the driving force behind all decisions made at Fort Mill Middle School. We believe all students can develop self-discipline and accept responsibility for their learning and behavior. Further, we believe that all students and staff have a right to feel safe, respected, and valued. All students can learn and experience success through the coordinated efforts of school and home.

During the 2008-09 school year, we offered parents the choice to enroll their children in single gender classes in 6th and 7th grade. Our staff received much training during the summer and throughout the school year to enable them to offer effective strategies and instruction to our all boys and all girls classes. Approximately thirty percent of our 6th and 7th graders participated in our single gender program.

We continued using the Making Middle Grades Work model to improve our delivery of instruction through the establishment of curriculum, single gender, and leadership focus groups.

Our students continued to show academic improvement, with forty percent enrolled in our Gifted and Talented Program and thirty-eight students being recognized as Junior Scholars.

Participation in band, athletics, and chorus also grew. Our eighth grade robotics team was region champions, our band won numerous honors and awards in county and state competitions, our school wide recycling program completed its third year, and one of our seventh graders was the district spelling bee champion.

We successfully completed the third annual Job Shadow Day with one hundred per cent participation. This career education program is so successful that staff members have made presentations on implementing a job shadow program at three state-wide conferences. In addition, we held our second annual Team Leadership Camp for selected rising sixth graders in an effort to acclimatize them to the middle school setting and promote and foster leadership skills.

Our SIC was able to fully implement a community partnership program with local businesses and both our SIC and PTO remain strong supporters of our school community.

Greg Norton, Principal, and Julie Howren, School Improvement Council Chair

Comprehensive detail, including definitions of ratings, performance criteria, and explanations of status, is available on www.ed.sc.gov and www.eoc.sc.gov as well as school and school district websites.

Printed versions are available from school districts upon request.

Abbreviations Key

N/A Not Applicable N/AV Not Available N/C Not Collected N/R Not Reported I/S Insufficient Sample TBD To be determined

NI Newly Identified CSI Continuing School Improvement CA Corrective Action RP Plan to Restructure R Restructure DELAY School Improvement Status HOLD School Improvement Status