



# SC Annual School Report Card Summary

**Pickens Middle**  
**Pickens**  
**Grades: 6-8** Enrollment: 839  
**Principal: Dr. Libba Floyd**  
**Superintendent: Dr. Henry Hunt**  
**Board Chair: Jim Shelton**

## PERFORMANCE

Comprehensive detail, including definitions of ratings, performance criteria, and explanations of status, is available on [www.ed.sc.gov](http://www.ed.sc.gov) and [www.eoc.sc.gov](http://www.eoc.sc.gov) as well as school and school district websites. Printed versions are available from school districts upon request.

YEAR	ABSOLUTE RATING	GROWTH RATING	PALMETTO GOLD AND SILVER AWARD		AYP STATUS	NCLB IMPROVEMENT STATUS
			General Performance	Closing the Gap		
2009	Average	Average	TBD	TBD	Not Met	N/A
2008	Average	At-Risk	N/A	N/A	Not Met	N/A
2007	Average	At-Risk	N/A	N/A	Not Met	N/A

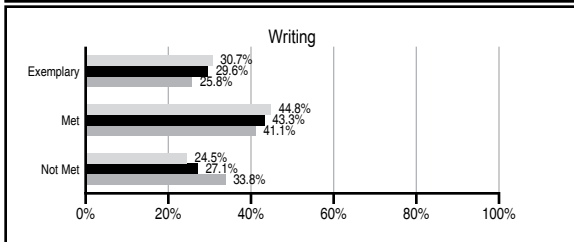
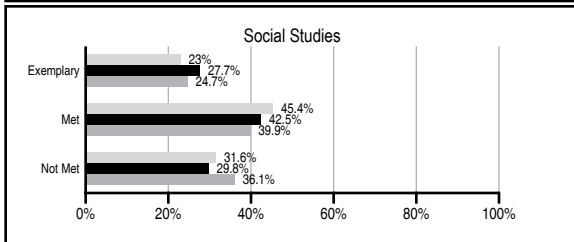
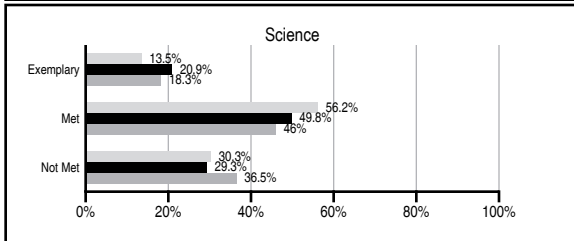
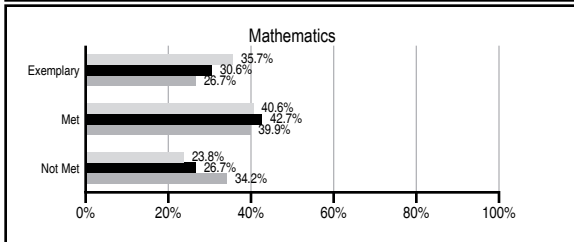
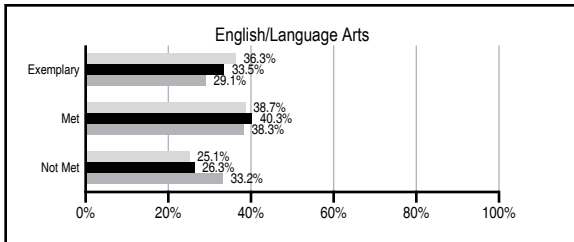
## ABSOLUTE RATINGS OF MIDDLE SCHOOLS WITH STUDENTS LIKE OURS\*

EXCELLENT	GOOD	AVERAGE	BELOW AVERAGE	AT-RISK
0	10	37	1	0

\* Ratings are calculated with data available by 06/01/2010. Schools with Students Like Ours are Middle Schools with Poverty Indices of no more than 5% above or below the index for this school.



## PASS PERFORMANCE

Our School
  Middle Schools with Students Like Ours
  Middle schools statewide



## NAEP PERFORMANCE\*

\* Performance reported for SC and nation, data not available at school level. Percentages at NAEP Achievement Levels.



## END OF COURSE TESTS - 2009

% of students scoring 70 or above on:	Our Middle School	Middle Schools with Students Like Ours
Algebra 1/Math for the Technologies 2	100.0	97.1
English 1	100.0	94.2
Physical Science	N/A	83.1
US History and the Constitution	N/A	N/A
All Subjects	100.0	96.6

## SC PERFORMANCE GOAL

**2010 Goal:**  
 By 2010, SC's student achievement will be ranked in the top half of the states nationally. To achieve this goal, we must become one of the fastest improving systems in the country.

**2020 Vision:**  
 By 2020 all students will graduate with the knowledge and skills necessary to compete successfully in the global economy, participate in a democratic society and contribute positively as members of families and communities.

### Abbreviations Key

N/A Not Applicable N/AV Not Available N/C Not Collected N/R Not Reported I/S Insufficient Sample TBD To be determined  
 NI Newly Identified CSI Continuing School Improvement CA Corrective Action RP Plan to Restructure R Restructure DELAY School Improvement Status HOLD School Improvement Status

# Pickens Middle [Pickens]

## SCHOOL PROFILE

	Our School	Change from Last Year	Middle Schools with Students Like Ours	Median Middle School
<b>Students (n=839)</b>				
Students enrolled in high school credit courses (grades 7 & 8)	64.4%	Up from 44.5%	21.5%	21.6%
Retention rate	2.0%	Up from 1.6%	1.0%	1.2%
Attendance rate	95.9%	Up from 95.5%	95.9%	95.9%
Eligible for gifted and talented	22.6%	No Change	18.2%	14.8%
With disabilities other than speech	15.1%	Up from 15.0%	12.6%	12.6%
Older than usual for grade	3.1%	Down from 3.2%	1.9%	2.5%
Out-of-school suspensions or expulsions for violent and/or criminal offenses	2.3%	Up from 0.2%	0.8%	0.6%
Annual dropout rate	0.0%	No Change	0.0%	0.0%
<b>Teachers (n=59)</b>				
Teachers with advanced degrees	67.8%	Up from 67.2%	57.3%	56.9%
Continuing contract teachers	76.3%	Down from 88.5%	76.9%	72.7%
Teachers with emergency or provisional certificates	2.0%	Up from 1.8%	4.6%	5.3%
Teachers returning from previous year	84.8%	Down from 87.1%	85.4%	82.9%
Teacher attendance rate	95.1%	Up from 94.0%	95.3%	95.2%
Average teacher salary*	\$48,555	Up 1.7%	\$47,312	\$46,599
Classes not taught by highly qualified teachers	0.0%	No Change	0.7%	2.4%
Professional development days/teacher	12.1 days	Down from 13.9 days	11.4 days	10.8 days
<b>School</b>				
Principal's years at school	2.0	Up from 1.0	4.0	3.0
Student-teacher ratio in core subjects	22.0 to 1	Down from 23.2 to 1	21.8 to 1	20.1 to 1
Prime instructional time	89.6%	Up from 88.3%	90.1%	89.9%
Opportunities in the arts	Good	No Change	Good	Good
SACS accreditation	Yes	No Change	Yes	Yes
Parents attending conferences	100.0%	No Change	98.6%	97.8%
Character development program	Excellent	No Change	Good	Good
Dollars spent per pupil**	\$7,608	Up 5.9%	\$7,259	\$7,645
Percent of expenditures for instruction**	61.7%	Up from 61.4%	63.1%	63.4%
Percent of expenditures for teacher salaries**	58.7%	Up from 56.7%	57.1%	57.0%
% of AYP objectives met	89.5%	Up from 71.4%	90.5%	90.5%

\* Length of contract = 185+ days.

\*\* Prior year audited financial data available.

## REPORT OF PRINCIPAL AND SCHOOL IMPROVEMENT COUNCIL

Pickens Middle School, a National Blue Ribbon School of Excellence and a National Service Learning Leader School, works daily with parents and community to emphasize high academic achievement, career awareness, and citizenship through diverse learning opportunities in a secure and caring environment. Pickens Middle has been named a National School of Character Promising Practices, an Exemplary Writing School, and a Carolina First Palmetto's Finest state middle school. We seek to improve student achievement by reading across the curriculum, creating career awareness through job shadowing activities, and increasing parent involvement. The faculty participates in numerous staff development conferences through the Southern Regional Education Board (SREB), the National Middle School Conference, and other state and local conferences. Differentiated instruction, Thinking Maps, Literacy, technology integration are among the staff development activities that the faculty participated in during school day meetings. Selected by the State Department of Education, the school is in the fourth year of a project to use the environment as an integrating context for learning. Seventh graders participate in this project in an effort to close the achievement gap. As a national leader in service learning, we continue to involve 100 percent of the faculty and students with service learning integrated into the curriculum. Plans are to develop a professional library to offer to teachers the resources for innovative teaching techniques. It is our belief that by enlisting the support of the faculty, staff, administration, parents, and the community, we will achieve our goal of engaging students who can cope with the demands of an ever-changing world. Strong community support is shown through our civic organizations and business community partnerships that provide both financial and personal support to our school.

Dr. Libba Floyd, Principal  
Donna Harden, School Improvement Council

## EVALUATION RESULTS

	Teachers	Students*	Parents*
Number of surveys returned	55	187	91
Percent satisfied with learning environment	85.5%	71.5%	81.1%
Percent satisfied with social and physical environment	87.3%	77.0%	73.3%
Percent satisfied with school-home relations	79.6%	83.4%	78.9%

\*Only students at the highest middle school grade level at this school and their parents were included.

Comprehensive detail, including definitions of ratings, performance criteria, and explanations of status, is available on [www.ed.sc.gov](http://www.ed.sc.gov) and [www.eoc.sc.gov](http://www.eoc.sc.gov) as well as school and school district websites.

Printed versions are available from school districts upon request.

### Abbreviations Key

N/A Not Applicable N/AV Not Available N/C Not Collected N/R Not Reported I/S Insufficient Sample TBD To be determined  
NI Newly Identified CSI Continuing School Improvement CA Corrective Action RP Plan to Restructure R Restructure DELAY School Improvement Status HOLD School Improvement Status