



SC Annual School Report Card Summary

R C Edwards Middle
 Pickens
 Grades: 6-8 Enrollment: 787
 Principal: Gary Culler
 Superintendent: Dr. Henry Hunt
 Board Chair: Jim Shelton

PERFORMANCE

Comprehensive detail, including definitions of ratings, performance criteria, and explanations of status, is available on www.ed.sc.gov and www.eoc.sc.gov as well as school and school district websites. Printed versions are available from school districts upon request.

| YEAR | ABSOLUTE RATING | GROWTH RATING | PALMETTO GOLD AND SILVER AWARD | | AYP STATUS | NCLB IMPROVEMENT STATUS |
|------|-----------------|---------------|--------------------------------|-----------------|------------|-------------------------|
| | | | General Performance | Closing the Gap | | |
| 2009 | Excellent | Good | TBD | TBD | Met | N/A |
| 2008 | Good | Below Average | N/A | N/A | Not Met | N/A |
| 2007 | Good | Below Average | N/A | N/A | Not Met | N/A |

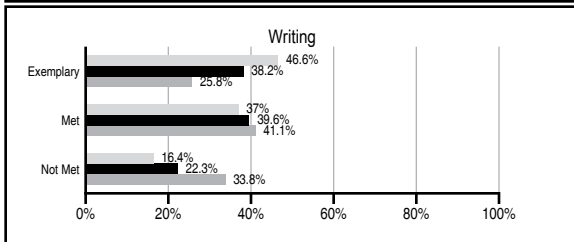
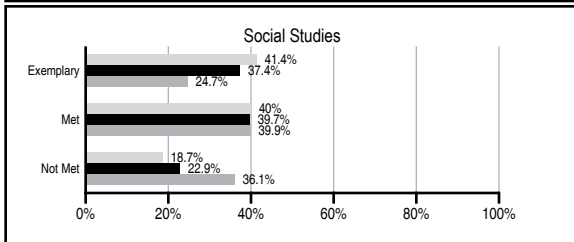
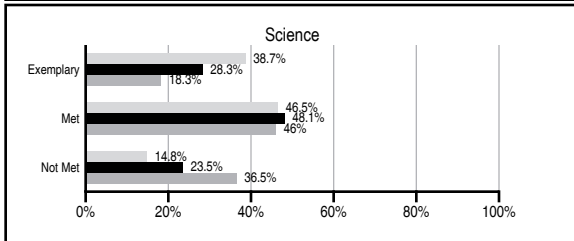
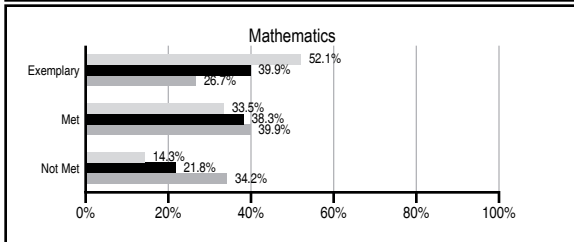
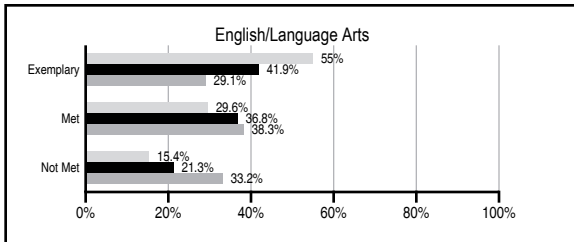
ABSOLUTE RATINGS OF MIDDLE SCHOOLS WITH STUDENTS LIKE OURS*

| EXCELLENT | GOOD | AVERAGE | BELOW AVERAGE | AT-RISK |
|-----------|------|---------|---------------|---------|
| 5 | 19 | 8 | 0 | 0 |

* Ratings are calculated with data available by 06/01/2010. Schools with Students Like Ours are Middle Schools with Poverty Indices of no more than 5% above or below the index for this school.

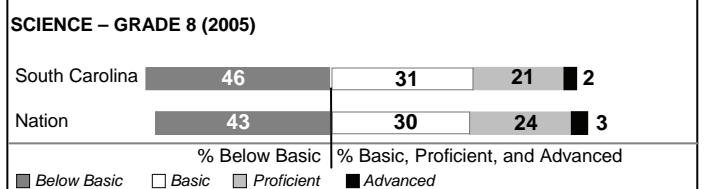

PASS PERFORMANCE

Our School Middle Schools with Students Like Ours Middle schools statewide



NAEP PERFORMANCE*

* Performance reported for SC and nation, data not available at school level. Percentages at NAEP Achievement Levels.



END OF COURSE TESTS - 2009

| % of students scoring 70 or above on: | Our Middle School | Middle Schools with Students Like Ours |
|---------------------------------------|-------------------|--|
| Algebra 1/Math for the Technologies 2 | 100.0 | 99.2 |
| English 1 | 100.0 | 93.7 |
| Physical Science | N/A | 69.3 |
| US History and the Constitution | N/A | 100.0 |
| All Subjects | 100.0 | 98.2 |

SC PERFORMANCE GOAL

2010 Goal:
 By 2010, SC's student achievement will be ranked in the top half of the states nationally. To achieve this goal, we must become one of the fastest improving systems in the country.

2020 Vision:
 By 2020 all students will graduate with the knowledge and skills necessary to compete successfully in the global economy, participate in a democratic society and contribute positively as members of families and communities.

Abbreviations Key

N/A Not Applicable N/AV Not Available N/C Not Collected N/R Not Reported I/S Insufficient Sample TBD To be determined
 NI Newly Identified CSI Continuing School Improvement CA Corrective Action RP Plan to Restructure R Restructure DELAY School Improvement Status HOLD School Improvement Status

R C Edwards Middle [Pickens]

SCHOOL PROFILE

| | Our School | Change from Last Year | Middle Schools with Students Like Ours | Median Middle School |
|--|------------|-----------------------|--|----------------------|
| Students (n=787) | | | | |
| Students enrolled in high school credit courses (grades 7 & 8) | 44.3% | Down from 85.8% | 34.1% | 21.6% |
| Retention rate | 2.4% | Up from 2.2% | 1.1% | 1.2% |
| Attendance rate | 96.5% | Up from 96.1% | 96.3% | 95.9% |
| Eligible for gifted and talented | 34.0% | Up from 29.1% | 25.1% | 14.8% |
| With disabilities other than speech | 13.7% | Down from 14.8% | 10.8% | 12.6% |
| Older than usual for grade | 2.2% | Down from 2.6% | 1.5% | 2.5% |
| Out-of-school suspensions or expulsions for violent and/or criminal offenses | 2.8% | Down from 5.1% | 0.7% | 0.6% |
| Annual dropout rate | 0.0% | No Change | 0.0% | 0.0% |
| Teachers (n=52) | | | | |
| Teachers with advanced degrees | 61.5% | Up from 59.6% | 58.0% | 56.9% |
| Continuing contract teachers | 82.7% | Down from 88.5% | 78.4% | 72.7% |
| Teachers with emergency or provisional certificates | 4.1% | Up from 2.1% | 4.0% | 5.3% |
| Teachers returning from previous year | 92.4% | Up from 91.9% | 85.5% | 82.9% |
| Teacher attendance rate | 96.4% | Up from 93.3% | 95.1% | 95.2% |
| Average teacher salary* | \$47,924 | Up 3.3% | \$48,674 | \$46,599 |
| Classes not taught by highly qualified teachers | 0.0% | No Change | 0.0% | 2.4% |
| Professional development days/teacher | 2.9 days | Down from 9.7 days | 10.6 days | 10.8 days |
| School | | | | |
| Principal's years at school | 1.0 | No Change | 5.0 | 3.0 |
| Student-teacher ratio in core subjects | 26.4 to 1 | Up from 24.3 to 1 | 21.6 to 1 | 20.1 to 1 |
| Prime instructional time | 92.4% | Up from 88.5% | 90.6% | 89.9% |
| Opportunities in the arts | Good | No Change | Excellent | Good |
| SACS accreditation | Yes | No Change | Yes | Yes |
| Parents attending conferences | 99.5% | Up from 41.7% | 97.8% | 97.8% |
| Character development program | Average | Down from Good | Good | Good |
| Dollars spent per pupil** | \$7,103 | Up 2.8% | \$7,286 | \$7,645 |
| Percent of expenditures for instruction** | 57.9% | Up from 56.5% | 65.8% | 63.4% |
| Percent of expenditures for teacher salaries** | 54.9% | Up from 52.3% | 59.6% | 57.0% |
| % of AYP objectives met | 100.0% | Up from 78.3% | 93.9% | 90.5% |

* Length of contract = 185+ days.

** Prior year audited financial data available.

EVALUATION RESULTS

| | Teachers | Students* | Parents* |
|--|----------|-----------|----------|
| Number of surveys returned | 50 | 219 | 110 |
| Percent satisfied with learning environment | 100.0% | 69.7% | 72.5% |
| Percent satisfied with social and physical environment | 98.0% | 80.7% | 76.9% |
| Percent satisfied with school-home relations | 100.0% | 84.3% | 71.7% |

*Only students at the highest middle school grade level at this school and their parents were included.

REPORT OF PRINCIPAL AND SCHOOL IMPROVEMENT COUNCIL

The 2008-09 school year has been a year of achievement for our school. It is the mission of RC Edwards Middle School to "promote high standards of academic achievement, personal achievement, and career development in a safe environment," and we have accomplished this through a multitude of opportunities. Our sixth, seventh, and eighth graders have had numerous opportunities to showcase their talents in academics, athletics, and the arts. Our Algebra I classes scored an average of 96% and our English I classes and average of 94% on the end of course exams. Our Festival Band won top national awards for its performance at the Presidential Inaugural Heritage Band Festival in Baltimore, Maryland and was awarded the highest possible mark of Superior from each of the five judges on the panel. The Chess Club finished first place in the State competition, and our MATHCOUNTS team placed 1st in the regional competition and 6th in the state. Thirteen students placed in the Biology Merit Exam including one student placing first in this state-wide competition. Edwards had 38 students named South Carolina Junior Scholars and 10 students qualify for the Talent Search Program sponsored by Duke University including one Grand Award. Some exemplary programs at Edwards include our Panthers in Action, Students of the Month, The 100% Club and Breakfast of Champions. The Panthers In Action are our tour guides for new students; the Student of the Month program identifies students who have excelled in the classroom as model students; the 100% Club is for students who have turned in all of their work; and the Breakfast of Champions rewards students who have not incurred disciplinary action during the previous quarter. Due to the efforts of the school's instructional coach, students now receive recognition for ten point gains in their MAP scores. The MAP prepares students to take PASS and more importantly provides valuable information about students' progress throughout the year so that teachers can meet their needs more effectively. Promethean Boards for each classroom and laptops for each teacher have been purchased for the school to incorporate current technology within the classroom.

In an effort to invest in the surrounding community, Edwards contributes to many outreach programs. Students and faculty make donations to local charities such as Relay for Life, Hoops For Heart, and United Way; participate in fundraisers such as Pickens County Group of Concerned Citizens for Animals, and Senior Citizens Day. R. C. Edwards Middle School would not be the learning environment for students that it is without the help and support of parents, volunteers, the School Improvement Council, teachers and staff. Our PTSO, a parent-teacher-student organization, is increasing the number of volunteers within our school every year. A record number of volunteers gave their time this year as our school has enjoyed the benefits of this undertaking.

Kim Vick, School Improvement Council Chairperson
Gary Culler, Principal

Comprehensive detail, including definitions of ratings, performance criteria, and explanations of status, is available on www.ed.sc.gov and www.eoc.sc.gov as well as school and school district websites.

Printed versions are available from school districts upon request.

Abbreviations Key

N/A Not Applicable N/AV Not Available N/C Not Collected N/R Not Reported I/S Insufficient Sample TBD To be determined
NI Newly Identified CSI Continuing School Improvement CA Corrective Action RP Plan to Restructure R Restructure DELAY School Improvement Status HOLD School Improvement Status