



SC Annual School Report Card Summary

Palmetto Middle
 Marion Two
 Grades: 6-8 Enrollment: 409
 Principal: Mr. Coleman Barbour
 Superintendent: Dr. Nathaniel Miller
 Board Chair: Mrs. Elizabeth Hammond

PERFORMANCE

Comprehensive detail, including definitions of ratings, performance criteria, and explanations of status, is available on www.ed.sc.gov and www.eoc.sc.gov as well as school and school district websites. Printed versions are available from school districts upon request.

YEAR	ABSOLUTE RATING	GROWTH RATING	PALMETTO GOLD AND SILVER AWARD		AYP STATUS	NCLB IMPROVEMENT STATUS
			General Performance	Closing the Gap		
2009	Below Average	Below Average	TBD	TBD	Not Met	N/A
2008	At-Risk	At-Risk	N/A	N/A	Not Met	N/A
2007	At-Risk	At-Risk	N/A	N/A	Not Met	N/A

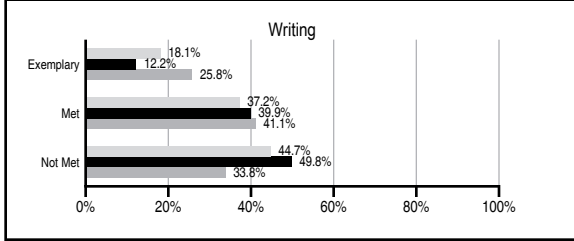
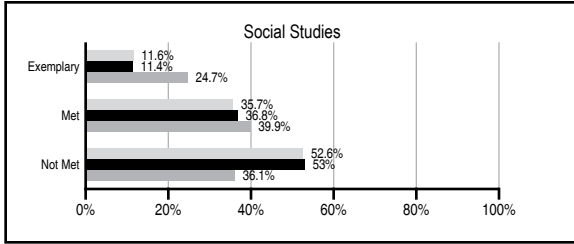
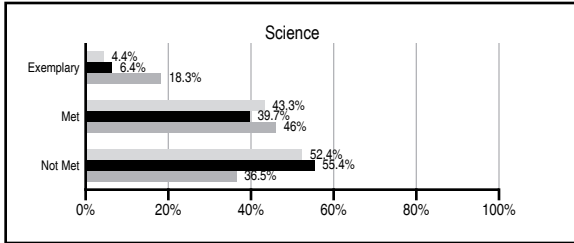
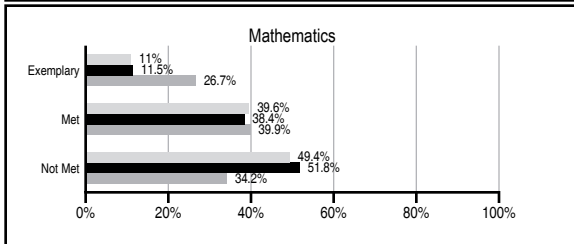
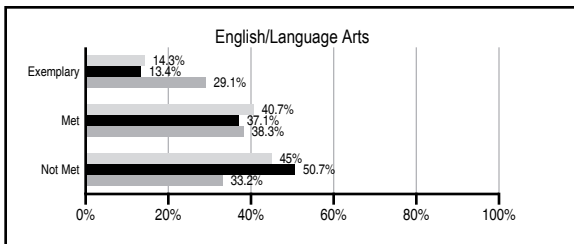
ABSOLUTE RATINGS OF MIDDLE SCHOOLS WITH STUDENTS LIKE OURS*

EXCELLENT	GOOD	AVERAGE	BELOW AVERAGE	AT-RISK
0	0	6	38	23

* Ratings are calculated with data available by 06/01/2010. Schools with Students Like Ours are Middle Schools with Poverty Indices of no more than 5% above or below the index for this school.



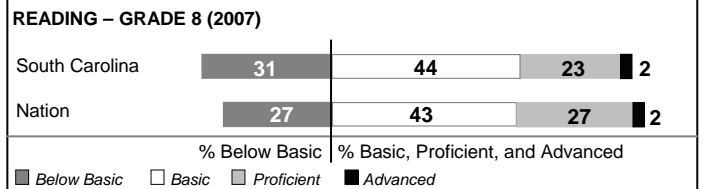
PASS PERFORMANCE

Our School
 Middle Schools with Students Like Ours
 Middle schools statewide



NAEP PERFORMANCE*

* Performance reported for SC and nation, data not available at school level. Percentages at NAEP Achievement Levels.



END OF COURSE TESTS - 2009

% of students scoring 70 or above on:	Our Middle School	Middle Schools with Students Like Ours
Algebra 1/Math for the Technologies 2	91.5	87.8
English 1	N/A	84.2
Physical Science	N/A	33.8
US History and the Constitution	N/A	N/A
All Subjects	91.5	85.9

SC PERFORMANCE GOAL

2010 Goal:
 By 2010, SC's student achievement will be ranked in the top half of the states nationally. To achieve this goal, we must become one of the fastest improving systems in the country.

2020 Vision:
 By 2020 all students will graduate with the knowledge and skills necessary to compete successfully in the global economy, participate in a democratic society and contribute positively as members of families and communities.

Abbreviations Key

N/A Not Applicable N/AV Not Available N/C Not Collected N/R Not Reported I/S Insufficient Sample TBD To be determined
 NI Newly Identified CSI Continuing School Improvement CA Corrective Action RP Plan to Restructure R Restructure DELAY School Improvement Status HOLD School Improvement Status

Palmetto Middle [Marion Two]

SCHOOL PROFILE

	Our School	Change from Last Year	Middle Schools with Students Like Ours	Median Middle School
Students (n=409)				
Students enrolled in high school credit courses (grades 7 & 8)	17.5%	Up from 13.3%	15.6%	21.6%
Retention rate	0.8%	Down from 1.3%	2.3%	1.2%
Attendance rate	94.3%	Up from 94.2%	95.5%	95.9%
Eligible for gifted and talented	12.0%	Down from 12.1%	5.6%	14.8%
With disabilities other than speech	13.4%	Down from 17.2%	14.1%	12.6%
Older than usual for grade	1.7%	Down from 5.2%	5.0%	2.5%
Out-of-school suspensions or expulsions for violent and/or criminal offenses	0.0%	No Change	0.3%	0.6%
Annual dropout rate	0.0%	No Change	0.0%	0.0%
Teachers (n=34)				
Teachers with advanced degrees	47.1%	Down from 50.0%	54.3%	56.9%
Continuing contract teachers	52.9%	Down from 60.0%	62.2%	72.7%
Teachers with emergency or provisional certificates	22.2%	Down from 25.9%	14.4%	5.3%
Teachers returning from previous year	68.9%	Down from 78.9%	76.3%	82.9%
Teacher attendance rate	93.0%	Down from 94.9%	94.8%	95.2%
Average teacher salary*	\$41,515	Up 4.0%	\$44,507	\$46,599
Classes not taught by highly qualified teachers	10.2%	Up from 0.0%	6.6%	2.4%
Professional development days/teacher	6.0 days	Down from 12.6 days	10.3 days	10.8 days
School				
Principal's years at school	2.0	Up from 1.0	2.0	3.0
Student-teacher ratio in core subjects	19.0 to 1	Down from 23.1 to 1	16.8 to 1	20.1 to 1
Prime instructional time	86.5%	Down from 87.4%	89.1%	89.9%
Opportunities in the arts	Good	Down from Excellent	Good	Good
SACS accreditation	Yes	No Change	Yes	Yes
Parents attending conferences	95.6%	Down from 100.0%	95.7%	97.8%
Character development program	Good	Down from Excellent	Good	Good
Dollars spent per pupil**	\$7,167	Up 16.6%	\$9,939	\$7,645
Percent of expenditures for instruction**	68.6%	Up from 67.3%	60.3%	63.4%
Percent of expenditures for teacher salaries**	56.8%	Down from 59.4%	53.3%	57.0%
% of AYP objectives met	85.7%	Up from 52.4%	88.2%	90.5%

* Length of contract = 185+ days.

** Prior year audited financial data available.

EVALUATION RESULTS

	Teachers	Students*	Parents*
Number of surveys returned	35	115	77
Percent satisfied with learning environment	60.0%	67.5%	67.1%
Percent satisfied with social and physical environment	71.4%	71.3%	56.0%
Percent satisfied with school-home relations	37.5%	80.9%	71.1%

*Only students at the highest middle school grade level at this school and their parents were included.

REPORT OF PRINCIPAL AND SCHOOL IMPROVEMENT COUNCIL

The 2008-2009 School Year was a great year for Palmetto Middle School. We started the year by providing students with single-gender classes in the core subjects. Three reasons we tried single-gender were that our research showed that academics would increase; discipline problems would decrease; and students would be more engaged in teaching and learning when scheduled in single-gender classes. Since this was the baseline year, we will be collecting data to compare three years not in single-gender to three years participating in single-gender as well as improvements one to the next comparing single-gender only. Then we will know how it has worked for our school. Snapshot data provided a strong indication it is progressing positively in all three areas.

We encouraged all students to work toward earning 85 or better in all subjects. We believe in order to prepare for state standardized testing and to be promoted, students needed to be knowledgeable and skillful on tests with their learning. Based on this effort, we saw a ten percent increase in the number of students on the Honor Rolls and Principal's Lists. There were marginal gains on the Measure of Academic Progress (MAP) tests and we expected gains on the Palmetto Assessment of State Standards (PASS) given in the spring.

Palmetto Middle School students were extremely competitive this year. There were eight students who became junior scholars. These were students who scored 50 or more on the SAT as eighth graders. We had a student to receive the Lt. Governor's Writing Award. We had a student to attend the South Carolina Governor's School of the Arts. We won the Science and Technology competition at South Carolina State University against other middle school students. We were very competitive in the 2008 National Engineer's Future City Competition. We encourage and appreciate the competitiveness of our students.

We are grateful for the support of our School Improvement Council and the community in all of our school academic and social efforts this year. We look forward to next year.

Norma Casarez
SIC Chair

Coleman D. Barbour
Principal

Comprehensive detail, including definitions of ratings, performance criteria, and explanations of status, is available on www.ed.sc.gov and www.eoc.sc.gov as well as school and school district websites.

Printed versions are available from school districts upon request.

Abbreviations Key

N/A Not Applicable N/AV Not Available N/C Not Collected N/R Not Reported I/S Insufficient Sample TBD To be determined

NI Newly Identified CSI Continuing School Improvement CA Corrective Action RP Plan to Restructure R Restructure DELAY School Improvement Status HOLD School Improvement Status