



SC Annual School Report Card Summary

Wohali Academy
Greenville
Grades: K-12 **Enrollment: 86**
Principal: Laura L. Blackmore
Superintendent: Dr. Phinnize J. Fisher
Board Chair: Megan Hickerson

PERFORMANCE

Comprehensive detail, including definitions of ratings, performance criteria, and explanations of status, is available on www.ed.sc.gov and www.eoc.sc.gov as well as school and school district websites. Printed versions are available from school districts upon request.

YEAR	ABSOLUTE RATING	GROWTH RATING	PALMETTO GOLD AND SILVER AWARD		AYP STATUS	NCLB IMPROVEMENT STATUS
			General Performance	Closing the Gap		
2009	At-Risk	At-Risk	TBD	TBD	Not Met	N/A
2008	At-Risk	Below Average	N/A	N/A	Not Met	N/A
2007	At-Risk	At-Risk	N/A	N/A	Not Met	N/A

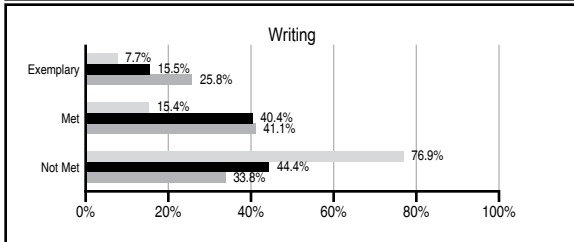
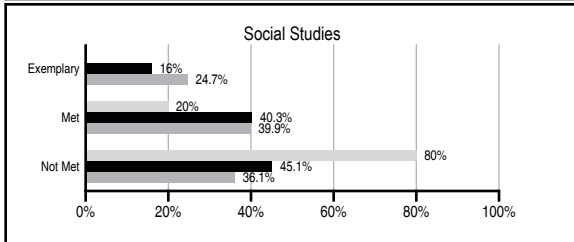
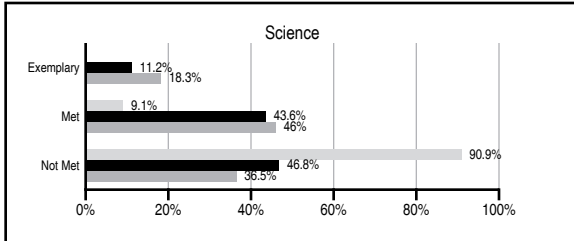
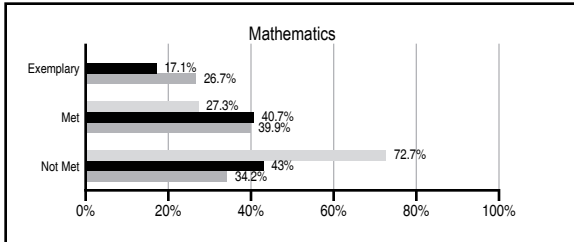
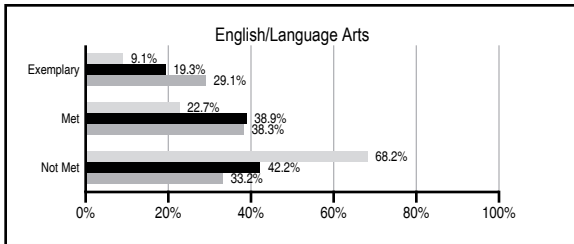
ABSOLUTE RATINGS OF MIDDLE SCHOOLS WITH STUDENTS LIKE OURS*

EXCELLENT	GOOD	AVERAGE	BELOW AVERAGE	AT-RISK
0	0	19	23	6

*Ratings are calculated with data available by 06/01/2010. Schools with Students Like Ours are Middle Schools with Poverty Indices of no more than 5% above or below the index for this school.




PASS PERFORMANCE

Our School
 Middle Schools with Students Like Ours
 Middle schools statewide



NAEP PERFORMANCE*

* Performance reported for SC and nation, data not available at school level. Percentages at NAEP Achievement Levels.



END OF COURSE TESTS - 2009

% of students scoring 70 or above on:	Our Middle School	Middle Schools with Students Like Ours
Algebra 1/Math for the Technologies 2	N/A	90.7
English 1	N/A	88.3
Physical Science	N/A	76.5
US History and the Constitution	N/A	N/A
All Subjects	N/A	89.9

SC PERFORMANCE GOAL

2010 Goal:
By 2010, SC's student achievement will be ranked in the top half of the states nationally. To achieve this goal, we must become one of the fastest improving systems in the country.

2020 Vision:
By 2020 all students will graduate with the knowledge and skills necessary to compete successfully in the global economy, participate in a democratic society and contribute positively as members of families and communities.

Abbreviations Key

N/A Not Applicable N/AV Not Available N/C Not Collected N/R Not Reported I/S Insufficient Sample TBD To be determined
 NI Newly Identified CSI Continuing School Improvement CA Corrective Action RP Plan to Restructure R Restructure DELAY School Improvement Status HOLD School Improvement Status

Wohali Academy [Greenville]

SCHOOL PROFILE

	Our School	Change from Last Year	Middle Schools with Students Like Ours	Median Middle School
Students (n=86)				
Students enrolled in high school credit courses (grades 7 & 8)	0.0%	No Change	15.0%	21.6%
Retention rate	8.0%	Down from 22.9%	2.0%	1.2%
Attendance rate	96.8%	Down from 97.3%	95.4%	95.9%
Eligible for gifted and talented	0.0%	No Change	9.2%	14.8%
With disabilities other than speech	46.2%	Down from 57.8%	14.3%	12.6%
Older than usual for grade	24.4%	Down from 30.6%	4.3%	2.5%
Out-of-school suspensions or expulsions for violent and/or criminal offenses	0.0%	No Change	0.8%	0.6%
Annual dropout rate	0.0%	No Change	0.0%	0.0%
Teachers (n=15)				
Teachers with advanced degrees	33.3%	Up from 23.1%	57.0%	56.9%
Continuing contract teachers	40.0%	Up from 15.4%	65.5%	72.7%
Teachers with emergency or provisional certificates	16.7%	Up from 0.0%	10.0%	5.3%
Teachers returning from previous year	N/A	N/A	79.8%	82.9%
Teacher attendance rate	96.6%	Down from 96.9%	95.0%	95.2%
Average teacher salary*	\$37,082	N/A	\$46,470	\$46,599
Classes not taught by highly qualified teachers	41.2%	Up from 30.3%	4.5%	2.4%
Professional development days/teacher	6.8 days	Down from 16.3 days	11.3 days	10.8 days
School				
Principal's years at school	5.0	Up from 4.0	3.0	3.0
Student-teacher ratio in core subjects	10.2 to 1	Down from 11.2 to 1	18.6 to 1	20.1 to 1
Prime instructional time	92.9%	Down from 93.3%	89.3%	89.9%
Opportunities in the arts	Poor	No Change	Good	Good
SACS accreditation	Yes	Up from No	Yes	Yes
Parents attending conferences	100.0%	No Change	97.1%	97.8%
Character development program	Good	Down from Excellent	Good	Good
Dollars spent per pupil**	\$11,261	Up 34.5%	\$8,860	\$7,645
Percent of expenditures for instruction**	68.0%	Down from 71.0%	62.7%	63.4%
Percent of expenditures for teacher salaries**	60.5%	Down from 64.7%	55.2%	57.0%
% of AYP objectives met	60.0%	No Change	90.5%	90.5%

* Length of contract = 185+ days.

** Prior year audited financial data available.

REPORT OF PRINCIPAL AND SCHOOL IMPROVEMENT COUNCIL

Wohali Academy is located on the campus of Springbrook Behavioral Health System, a residential treatment facility for emotionally challenged youth. Wohali educates the children in residence at SBHS and students from the surrounding communities. Each child will progress to a level academically/behaviorally that will allow a successful return to their home school. Over the last five years, Wohali has successfully returned over 200 students to their home or other traditional public school throughout the state of SC. Last year's addition of the at-risk Leadership and Resiliency Program has had a positive impact on students remaining in school and decreased the identified at-risk behaviors. Because Wohali's target population is highly mobile, at-risk students, the timeline for meeting the school's long-term performance goals is on-going. Using only standardized testing to measure academic growth does not capture the school's progress. Therefore, a more reliable and statistically valid model to measure AYP includes the measurement of individual student progress over time. Each student, as measured by the Woodcock Johnson, will progress an academic equivalent year in Math and English. In 2006-2007, these results improved to 74%, and again in 2007-2008, over 50% of students improved to an academic equivalent year. Though the vast majority of students make academic and behavioral gains, difficulty in obtaining student records from schools and districts locally and across the state has had a negative impact on Wohali's rating. Deciphering records from other residential facilities that use a non-graded system has also had a negative impact on the school's graduation rate. Wohali graduated its first student with a high school diploma this year.

Laura Blackmore, Principal
Jimmy Smith, SIC Chair

EVALUATION RESULTS

	Teachers	Students*	Parents*
Number of surveys returned	N/A	N/A	N/A
Percent satisfied with learning environment	N/A	N/A	N/A
Percent satisfied with social and physical environment	N/A	N/A	N/A
Percent satisfied with school-home relations	N/A	N/A	N/A

*Only students at the highest middle school grade level at this school and their parents were included.

Comprehensive detail, including definitions of ratings, performance criteria, and explanations of status, is available on www.ed.sc.gov and www.eoc.sc.gov as well as school and school district websites.

Printed versions are available from school districts upon request.

Abbreviations Key

N/A Not Applicable N/AV Not Available N/C Not Collected N/R Not Reported I/S Insufficient Sample TBD To be determined

NI Newly Identified CSI Continuing School Improvement CA Corrective Action RP Plan to Restructure R Restructure DELAY School Improvement Status HOLD School Improvement Status