



SC Annual School Report Card Summary

Hughes Academy
Greenville
Grades: 6-8 Enrollment: 827
Principal: Dr. Patrick J. Mark
Superintendent: Dr. Phinnize J. Fisher
Board Chair: Megan Hickerson

PERFORMANCE

Comprehensive detail, including definitions of ratings, performance criteria, and explanations of status, is available on www.ed.sc.gov and www.eoc.sc.gov as well as school and school district websites. Printed versions are available from school districts upon request.

YEAR	ABSOLUTE RATING	GROWTH RATING	PALMETTO GOLD AND SILVER AWARD		AYP STATUS	NCLB IMPROVEMENT STATUS
			General Performance	Closing the Gap		
2009	Average	Below Average	TBD	TBD	Not Met	N/A
2008	Below Average	At-Risk	N/A	N/A	Not Met	N/A
2007	Below Average	At-Risk	N/A	N/A	Not Met	N/A

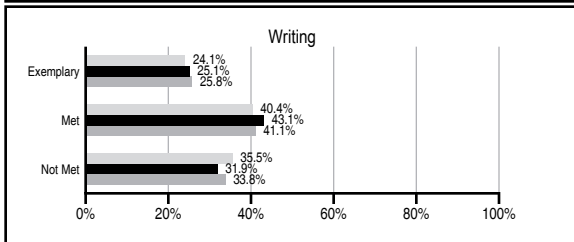
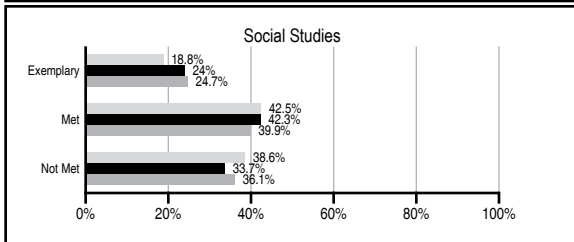
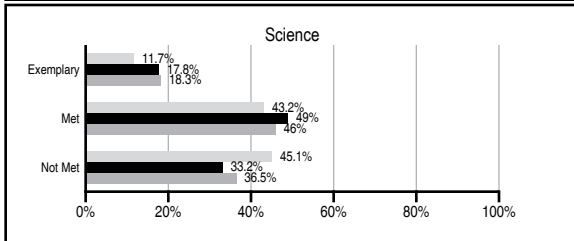
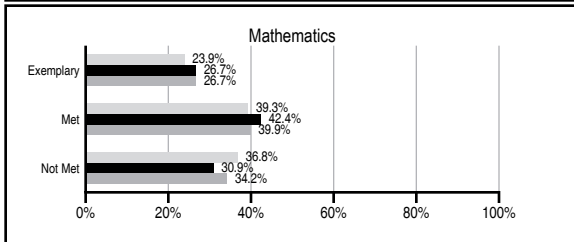
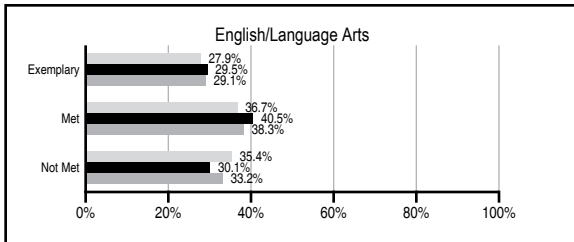
ABSOLUTE RATINGS OF MIDDLE SCHOOLS WITH STUDENTS LIKE OURS*

EXCELLENT	GOOD	AVERAGE	BELOW AVERAGE	AT-RISK
0	3	47	4	0

* Ratings are calculated with data available by 06/01/2010. Schools with Students Like Ours are Middle Schools with Poverty Indices of no more than 5% above or below the index for this school.

PASS PERFORMANCE


Our School
 Middle Schools with Students Like Ours
 Middle schools statewide




NAEP PERFORMANCE*

* Performance reported for SC and nation, data not available at school level. Percentages at NAEP Achievement Levels.


READING – GRADE 8 (2007)



MATH – GRADE 8 (2007)



SCIENCE – GRADE 8 (2005)



END OF COURSE TESTS - 2009

% of students scoring 70 or above on:	Our Middle School	Middle Schools with Students Like Ours
Algebra 1/Math for the Technologies 2	97.3	96.5
English 1	97.9	94.2
Physical Science	N/A	76.5
US History and the Constitution	N/A	N/A
All Subjects	97.5	95.9

SC PERFORMANCE GOAL

2010 Goal:

By 2010, SC's student achievement will be ranked in the top half of the states nationally. To achieve this goal, we must become one of the fastest improving systems in the country.

2020 Vision:

By 2020 all students will graduate with the knowledge and skills necessary to compete successfully in the global economy, participate in a democratic society and contribute positively as members of families and communities.

Abbreviations Key

N/A Not Applicable N/AV Not Available N/C Not Collected N/R Not Reported I/S Insufficient Sample TBD To be determined
 NI Newly Identified CSI Continuing School Improvement CA Corrective Action RP Plan to Restructure R Restructure DELAY School Improvement Status HOLD School Improvement Status

Hughes Academy [Greenville]

SCHOOL PROFILE

	Our School	Change from Last Year	Middle Schools with Students Like Ours	Median Middle School
Students (n=827)				
Students enrolled in high school credit courses (grades 7 & 8)	26.8%	Up from 22.3%	22.1%	21.6%
Retention rate	1.1%	Down from 2.3%	1.3%	1.2%
Attendance rate	96.5%	No Change	95.9%	95.9%
Eligible for gifted and talented	20.5%	Down from 21.2%	16.4%	14.8%
With disabilities other than speech	12.3%	Down from 13.9%	14.2%	12.6%
Older than usual for grade	1.3%	Down from 1.8%	2.5%	2.5%
Out-of-school suspensions or expulsions for violent and/or criminal offenses	0.7%	Down from 1.8%	0.6%	0.6%
Annual dropout rate	0.0%	No Change	0.0%	0.0%
Teachers (n=55)				
Teachers with advanced degrees	60.0%	Up from 54.5%	56.2%	56.9%
Continuing contract teachers	80.0%	Up from 72.7%	76.6%	72.7%
Teachers with emergency or provisional certificates	2.1%	Up from 0.0%	3.9%	5.3%
Teachers returning from previous year	81.9%	Down from 84.4%	85.2%	82.9%
Teacher attendance rate	94.5%	Down from 96.0%	95.5%	95.2%
Average teacher salary*	\$46,085	Up 7.1%	\$46,644	\$46,599
Classes not taught by highly qualified teachers	5.8%	Up from 3.0%	1.1%	2.4%
Professional development days/teacher	10.4 days	Up from 8.7 days	11.2 days	10.8 days
School				
Principal's years at school	2.0	Up from 1.0	3.0	3.0
Student-teacher ratio in core subjects	22.4 to 1	Down from 22.7 to 1	21.1 to 1	20.1 to 1
Prime instructional time	90.8%	Down from 91.5%	89.8%	89.9%
Opportunities in the arts	Good	No Change	Good	Good
SACS accreditation	Yes	No Change	Yes	Yes
Parents attending conferences	100.0%	No Change	97.2%	97.8%
Character development program	Average	No Change	Good	Good
Dollars spent per pupil**	\$7,603	Up 32.9%	\$7,387	\$7,645
Percent of expenditures for instruction**	66.9%	Down from 67.5%	63.2%	63.4%
Percent of expenditures for teacher salaries**	50.6%	Down from 59.4%	58.7%	57.0%
% of AYP objectives met	93.1%	Up from 65.5%	90.5%	90.5%

* Length of contract = 185+ days.

** Prior year audited financial data available.

EVALUATION RESULTS

	Teachers	Students*	Parents*
Number of surveys returned	48	236	48
Percent satisfied with learning environment	83.0%	58.9%	70.2%
Percent satisfied with social and physical environment	87.2%	60.1%	55.3%
Percent satisfied with school-home relations	89.6%	78.5%	66.7%

*Only students at the highest middle school grade level at this school and their parents were included.

REPORT OF PRINCIPAL AND SCHOOL IMPROVEMENT COUNCIL

The mission of Hughes Academy of Science and Technology is to create independent thinkers for the future in an ever changing society. Our developmentally appropriate, school-wide curriculum is fully aligned to state and national standards. Faculty and support staff members are dedicated to concentrating on best practices and strategies that improve the educational profile and academic standing of our school.

This year, we focused on making improvements to increase the academic expectations and opportunities for each student. Hughes Academy has added instructional coaches in science, mathematics, and English. The instructional coaches assisted subject area teachers in lesson plans and making the curriculum more rigorous and challenging for the students. The instructional coaches also worked with groups of students who had scored below basic on PACT.

Education/ business partnerships are designed to prepare our students to compete in a global economy. We also provided a supportive school environment that prompted student learning. Faculty and staff improved communication between homes, the school, and the community.

Students continue to be challenged academically. This year Hughes Academy provided a Spanish immersion class and synergistic science labs on all grade levels. This ensured that Hughes Academy is on the cutting-edge of innovative science curriculum. Hughes Academy will continue to use MAP testing to assist teachers designing lesson plans, which raised academic success of the students. In addition, students were given the opportunities to participate in other extracurricular activities that develop the total student.

The Parent Teachers Student Association (PTSA) at Hughes Academy continues to initiate and support numerous opportunities for student and parent involvement on our campus. The School Improvement Council (SIC) is a valuable resource in evaluating growth areas viable to the health of our school. Business partners continue to assist the school financially and provide tutors, speakers, and other resources.

The educational climate at Hughes Academy continues to improve. The teachers continue in their efforts to become more effective classroom instructors by seeking advanced degrees with the goal of all teachers achieving highly qualified status. With the support of business partners, parents, teachers, and the community as a whole, our goal of making Hughes Academy the outstanding science and technology school in the southeast can be achieved. We look forward to a successful 2009-2010 school year.

Dr. Patrick J. Mark, Principal
Martha Bowen, SIC Chairperson

Comprehensive detail, including definitions of ratings, performance criteria, and explanations of status, is available on www.ed.sc.gov and www.eoc.sc.gov as well as school and school district websites.

Printed versions are available from school districts upon request.

Abbreviations Key

N/A Not Applicable N/AV Not Available N/C Not Collected N/R Not Reported I/S Insufficient Sample TBD To be determined

NI Newly Identified CSI Continuing School Improvement CA Corrective Action RP Plan to Restructure R Restructure DELAY School Improvement Status HOLD School Improvement Status