



# SC Annual School Report Card Summary

**Greenville Middle Academy**  
**Greenville**  
**Grades: 6-8** Enrollment: 704  
**Principal: Robert L. Palmer, Ed.D.**  
**Superintendent: Dr. Phinnize J. Fisher**  
**Board Chair: Megan Hickerson**

## PERFORMANCE

Comprehensive detail, including definitions of ratings, performance criteria, and explanations of status, is available on [www.ed.sc.gov](http://www.ed.sc.gov) and [www.eoc.sc.gov](http://www.eoc.sc.gov) as well as school and school district websites. Printed versions are available from school districts upon request.

YEAR	ABSOLUTE RATING	GROWTH RATING	PALMETTO GOLD AND SILVER AWARD		AYP STATUS	NCLB IMPROVEMENT STATUS
			General Performance	Closing the Gap		
2009	Good	Average	TBD	TBD	Met	N/A
2008	Average	Below Average	N/A	N/A	Not Met	N/A
2007	Average	At-Risk	N/A	N/A	Not Met	N/A

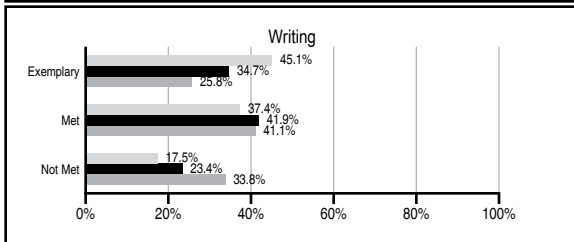
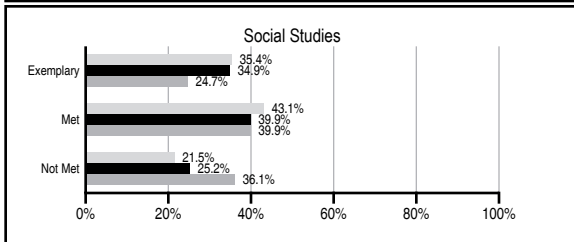
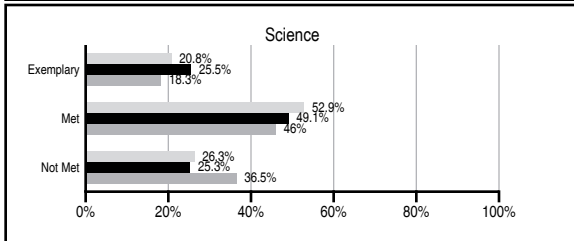
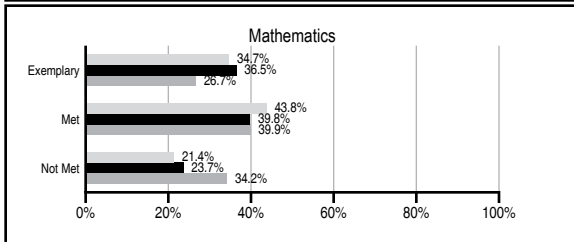
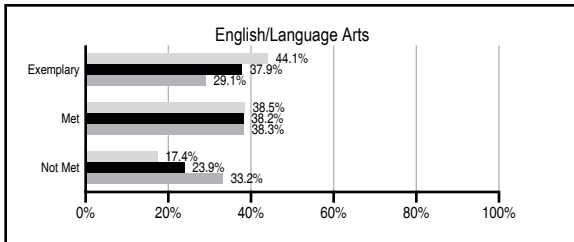
## ABSOLUTE RATINGS OF MIDDLE SCHOOLS WITH STUDENTS LIKE OURS\*

EXCELLENT	GOOD	AVERAGE	BELOW AVERAGE	AT-RISK
4	16	16	0	0

\* Ratings are calculated with data available by 06/01/2010. Schools with Students Like Ours are Middle Schools with Poverty Indices of no more than 5% above or below the index for this school.



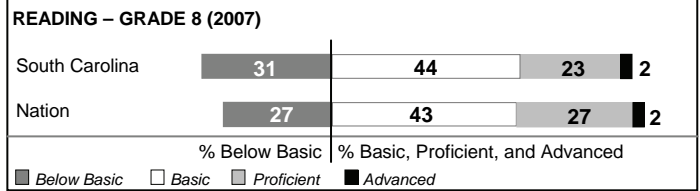
## PASS PERFORMANCE

Our School
  Middle Schools with Students Like Ours
  Middle schools statewide



## NAEP PERFORMANCE\*

\* Performance reported for SC and nation, data not available at school level. Percentages at NAEP Achievement Levels.



## END OF COURSE TESTS - 2009

% of students scoring 70 or above on:	Our Middle School	Middle Schools with Students Like Ours
Algebra 1/Math for the Technologies 2	100.0	99.1
English 1	100.0	94.3
Physical Science	N/A	69.3
US History and the Constitution	N/A	100.0
All Subjects	100.0	98.3

## SC PERFORMANCE GOAL

**2010 Goal:**  
*By 2010, SC's student achievement will be ranked in the top half of the states nationally. To achieve this goal, we must become one of the fastest improving systems in the country.*

**2020 Vision:**  
*By 2020 all students will graduate with the knowledge and skills necessary to compete successfully in the global economy, participate in a democratic society and contribute positively as members of families and communities.*

### Abbreviations Key

N/A Not Applicable N/AV Not Available N/C Not Collected N/R Not Reported I/S Insufficient Sample TBD To be determined  
 NI Newly Identified CSI Continuing School Improvement CA Corrective Action RP Plan to Restructure R Restructure DELAY School Improvement Status HOLD School Improvement Status

# Greenville Middle Academy [Greenville]

## SCHOOL PROFILE

	Our School	Change from Last Year	Middle Schools with Students Like Ours	Median Middle School
<b>Students (n=704)</b>				
Students enrolled in high school credit courses (grades 7 & 8)	46.0%	Up from 42.5%	27.2%	21.6%
Retention rate	1.1%	Down from 1.7%	1.1%	1.2%
Attendance rate	96.9%	Up from 96.7%	96.3%	95.9%
Eligible for gifted and talented	23.0%	Down from 25.3%	22.6%	14.8%
With disabilities other than speech	11.0%	Down from 11.4%	11.2%	12.6%
Older than usual for grade	1.1%	Down from 1.6%	1.5%	2.5%
Out-of-school suspensions or expulsions for violent and/or criminal offenses	0.0%	Down from 0.6%	0.5%	0.6%
Annual dropout rate	0.0%	No Change	0.0%	0.0%
<b>Teachers (n=46)</b>				
Teachers with advanced degrees	71.7%	Up from 67.4%	60.2%	56.9%
Continuing contract teachers	80.4%	Down from 84.8%	77.3%	72.7%
Teachers with emergency or provisional certificates	0.0%	No Change	4.6%	5.3%
Teachers returning from previous year	88.3%	Down from 90.0%	85.6%	82.9%
Teacher attendance rate	92.6%	Down from 94.3%	95.2%	95.2%
Average teacher salary*	\$48,482	Up 0.7%	\$48,378	\$46,599
Classes not taught by highly qualified teachers	0.0%	No Change	0.0%	2.4%
Professional development days/teacher	8.6 days	Down from 9.9 days	10.6 days	10.8 days
<b>School</b>				
Principal's years at school	9.0	Up from 8.0	3.0	3.0
Student-teacher ratio in core subjects	23.3 to 1	Up from 20.1 to 1	21.5 to 1	20.1 to 1
Prime instructional time	89.1%	Down from 90.2%	90.5%	89.9%
Opportunities in the arts	Excellent	Up from Good	Excellent	Good
SACS accreditation	Yes	No Change	Yes	Yes
Parents attending conferences	99.8%	Down from 100.0%	98.2%	97.8%
Character development program	Good	No Change	Good	Good
Dollars spent per pupil**	\$7,982	Up 13.7%	\$6,987	\$7,645
Percent of expenditures for instruction**	63.6%	Down from 68.5%	66.3%	63.4%
Percent of expenditures for teacher salaries**	59.4%	Down from 64.4%	59.7%	57.0%
% of AYP objectives met	100.0%	Up from 65.5%	92.6%	90.5%

\* Length of contract = 185+ days.

\*\* Prior year audited financial data available.

## EVALUATION RESULTS

	Teachers	Students*	Parents*
Number of surveys returned	51	172	83
Percent satisfied with learning environment	98.0%	86.0%	91.5%
Percent satisfied with social and physical environment	98.0%	88.9%	91.5%
Percent satisfied with school-home relations	93.9%	93.6%	85.5%

\*Only students at the highest middle school grade level at this school and their parents were included.

## REPORT OF PRINCIPAL AND SCHOOL IMPROVEMENT COUNCIL

Greenville Middle School Academy of Traditional Studies focuses on reading, writing, and vocabulary development across the curriculum and supports a strong liberal arts interdisciplinary curriculum. We emphasize vocabulary development as part of literature analysis and by close study of Latin and Greek stems. The library Media Center, which contains over 25,000 items for student checkout and research, supports Greenville Middle students as readers and researchers.

Greenville Middle School's mission is to cooperate with home and community to provide diverse, academically challenging education experiences to prepare emerging adolescents to become self-directed, confident, life-long learners in a changing technological world and productive participants in a democratic society. Greenville Middle Academy monitors progress toward our mission. We examine norm-referenced and criterion referenced tests; we catalog school, students, and teacher awards and achievements; we conduct pre/post analyses of student, parent, and teacher surveys; we collect samples of student and teacher work and conduct regular classroom observations. Our findings and recommendations for continued growth can be found in the Greenville Middle School Portfolio. Parents and community members are invited to stop by the school and look through the Portfolio, on display in the front office, for specific information on topics from test results to parent and student surveys.

Greenville Middle and its students receive district, state, and national recognition. Our school has been designated a "Palmetto's Finest" school and received the National Career and Guidance Award. Students have distinguished themselves in state and district contests. Greenville Middle boasts state winners in Junior Beta Club, Mathematics, Science, Strings, Band, and Writing.

The success of Greenville Middle's academic program is reflected in recent test scores as well. PACT, MAP, and PASS scores show continued progress toward our school goal of moving students to higher levels. Our students continue to score above both the district and state averages on the PACT test. Because the dynamics of our population changes yearly, Greenville Middle monitors school and student performance, as well as opinion surveys yearly to maintain a mission that reflects the strengths and needs of our students. Greenville Middle continues to offer Greenville County students a positive environment for learning and growing.

Robert Palmer, Principal  
Christie Brewer, SIC Chairperson

Comprehensive detail, including definitions of ratings, performance criteria, and explanations of status, is available on [www.ed.sc.gov](http://www.ed.sc.gov) and [www.eoc.sc.gov](http://www.eoc.sc.gov) as well as school and school district websites.

Printed versions are available from school districts upon request.

### Abbreviations Key

N/A Not Applicable N/AV Not Available N/C Not Collected N/R Not Reported I/S Insufficient Sample TBD To be determined

NI Newly Identified CSI Continuing School Improvement CA Corrective Action RP Plan to Restructure R Restructure DELAY School Improvement Status HOLD School Improvement Status