



# SC Annual School Report Card Summary

**Berea Middle  
Greenville  
Grades: 6-8  
Principal: Robin Mill  
Superintendent: Dr. Phinnize J. Fisher  
Board Chair: Megan Hickerson**

**Enrollment: 810**

## PERFORMANCE

Comprehensive detail, including definitions of ratings, performance criteria, and explanations of status, is available on [www.ed.sc.gov](http://www.ed.sc.gov) and [www.eoc.sc.gov](http://www.eoc.sc.gov) as well as school and school district websites. Printed versions are available from school districts upon request.

YEAR	ABSOLUTE RATING	GROWTH RATING	PALMETTO GOLD AND SILVER AWARD		AYP STATUS	NCLB IMPROVEMENT STATUS
			General Performance	Closing the Gap		
2009	Average	Average	TBD	TBD	Not Met	N/A
2008	Below Average	Average	Silver	N/A	Not Met	N/A
2007	Below Average	Average	Silver	N/A	Not Met	N/A

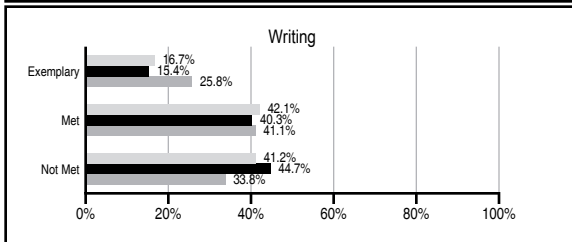
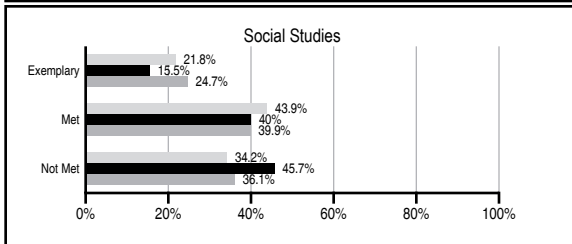
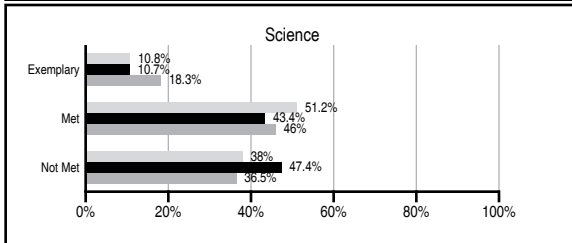
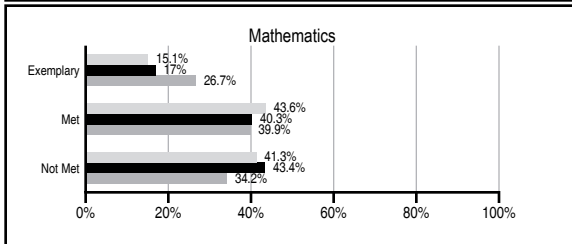
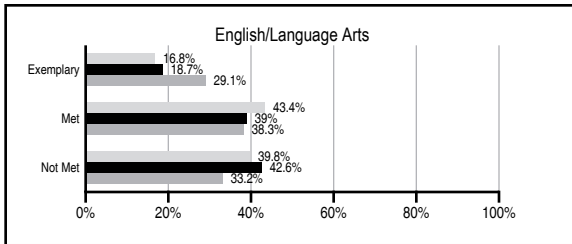
## ABSOLUTE RATINGS OF MIDDLE SCHOOLS WITH STUDENTS LIKE OURS\*

EXCELLENT	GOOD	AVERAGE	BELOW AVERAGE	AT-RISK
0	0	18	25	6

\*Ratings are calculated with data available by 06/01/2010. Schools with Students Like Ours are Middle Schools with Poverty Indices of no more than 5% above or below the index for this school.




## PASS PERFORMANCE

Our School
  Middle Schools with Students Like Ours
  Middle schools statewide



## NAEP PERFORMANCE\*

\* Performance reported for SC and nation, data not available at school level. Percentages at NAEP Achievement Levels.



## END OF COURSE TESTS - 2009

% of students scoring 70 or above on:	Our Middle School	Middle Schools with Students Like Ours
Algebra 1/Math for the Technologies 2	100.0	91.4
English 1	100.0	88.0
Physical Science	N/A	68.4
US History and the Constitution	N/A	N/A
All Subjects	100.0	90.5

## SC PERFORMANCE GOAL

**2010 Goal:**  
By 2010, SC's student achievement will be ranked in the top half of the states nationally. To achieve this goal, we must become one of the fastest improving systems in the country.

**2020 Vision:**  
By 2020 all students will graduate with the knowledge and skills necessary to compete successfully in the global economy, participate in a democratic society and contribute positively as members of families and communities.

### Abbreviations Key

N/A Not Applicable N/AV Not Available N/C Not Collected N/R Not Reported I/S Insufficient Sample TBD To be determined  
NI Newly Identified CSI Continuing School Improvement CA Corrective Action RP Plan to Restructure R Restructure DELAY School Improvement Status HOLD School Improvement Status

# Berea Middle [Greenville]

## SCHOOL PROFILE

	Our School	Change from Last Year	Middle Schools with Students Like Ours	Median Middle School
<b>Students (n=810)</b>				
Students enrolled in high school credit courses (grades 7 & 8)	11.6%	Up from 7.0%	14.9%	21.6%
Retention rate	4.4%	Up from 4.2%	2.0%	1.2%
Attendance rate	94.7%	Down from 94.8%	95.3%	95.9%
Eligible for gifted and talented	6.3%	Down from 7.2%	8.6%	14.8%
With disabilities other than speech	15.6%	Up from 15.1%	14.1%	12.6%
Older than usual for grade	4.0%	Up from 3.0%	4.4%	2.5%
Out-of-school suspensions or expulsions for violent and/or criminal offenses	0.2%	Down from 1.3%	0.7%	0.6%
Annual dropout rate	0.0%	No Change	0.0%	0.0%
<b>Teachers (n=53)</b>				
Teachers with advanced degrees	58.5%	Up from 57.9%	56.9%	56.9%
Continuing contract teachers	77.4%	Up from 68.4%	65.4%	72.7%
Teachers with emergency or provisional certificates	10.4%	Down from 11.4%	10.0%	5.3%
Teachers returning from previous year	85.5%	Up from 83.6%	79.2%	82.9%
Teacher attendance rate	93.3%	Down from 95.6%	95.0%	95.2%
Average teacher salary*	\$46,079	Up 7.0%	\$46,065	\$46,599
Classes not taught by highly qualified teachers	3.6%	Down from 4.1%	4.8%	2.4%
Professional development days/teacher	9.7 days	Down from 19.3 days	10.9 days	10.8 days
<b>School</b>				
Principal's years at school	1.0	Down from 2.0	3.0	3.0
Student-teacher ratio in core subjects	22.1 to 1	Up from 15.9 to 1	18.6 to 1	20.1 to 1
Prime instructional time	87.7%	Down from 89.0%	89.3%	89.9%
Opportunities in the arts	Excellent	No Change	Good	Good
SACS accreditation	Yes	No Change	Yes	Yes
Parents attending conferences	100.0%	No Change	97.7%	97.8%
Character development program	Good	No Change	Good	Good
Dollars spent per pupil**	\$7,549	Up 15.5%	\$8,714	\$7,645
Percent of expenditures for instruction**	62.7%	Down from 63.5%	62.3%	63.4%
Percent of expenditures for teacher salaries**	57.0%	Down from 58.8%	54.6%	57.0%
% of AYP objectives met	93.1%	Up from 58.6%	90.5%	90.5%

\* Length of contract = 185+ days.

\*\* Prior year audited financial data available.

## REPORT OF PRINCIPAL AND SCHOOL IMPROVEMENT COUNCIL

For increasing our PACT scores and student achievement in all content areas, Berea Middle was recognized as a Palmetto Silver Award winner for the second consecutive year. The school was awarded approximately \$5000, which is being used to provide staff development for teachers. Berea's Improvement Rating on the SC State Report Card continued to be Average despite the many budget cuts experienced.

Our partnership with Greenville Hospital system continues to positively impact our school. Hospital employees have provided books for summer reading for our students, donations of school supplies and copy paper, programming for our students, and refreshments for end-of-the-year ceremonies.

Our teachers participated in various professional development activities this year. Among them were Learning Focused, Literacy Strategies including Strategies for Teaching Vocabulary, and website and Promethean Board training.

Our interim measures of student progress, including MAP and in-house benchmarks, indicate our students are demonstrating continued improvement. In-house goals for interim improvement were exceeded.

Our School Improvement Council continues to be extremely active, including meeting with the Quality Assurance Review team from AdvancedEd Accreditation. Our school was selected for an on-site visit and our student, faculty, and parent initiatives were lauded by the QAR team. Our school and district received full accreditation. The continued progress of our school excites us.

Robin Mill, Principal  
Dr. Gene Bondurant, SIC Chair

## EVALUATION RESULTS

	Teachers	Students*	Parents*
Number of surveys returned	44	215	44
Percent satisfied with learning environment	88.6%	74.8%	81.4%
Percent satisfied with social and physical environment	93.2%	71.1%	72.1%
Percent satisfied with school-home relations	70.5%	82.9%	70.5%

\*Only students at the highest middle school grade level at this school and their parents were included.

Comprehensive detail, including definitions of ratings, performance criteria, and explanations of status, is available on [www.ed.sc.gov](http://www.ed.sc.gov) and [www.eoc.sc.gov](http://www.eoc.sc.gov) as well as school and school district websites.

Printed versions are available from school districts upon request.

### Abbreviations Key

N/A Not Applicable N/AV Not Available N/C Not Collected N/R Not Reported I/S Insufficient Sample TBD To be determined

NI Newly Identified CSI Continuing School Improvement CA Corrective Action RP Plan to Restructure R Restructure DELAY School Improvement Status HOLD School Improvement Status