



# SC Annual School Report Card Summary

Henry L Sneed Middle  
 Florence 1  
 Grades: 7-8 Enrollment: 866  
 Principal: Tony Lunsford  
 Superintendent: Larry Jackson  
 Board Chair: Porter Stewart

## PERFORMANCE

Comprehensive detail, including definitions of ratings, performance criteria, and explanations of status, is available on [www.ed.sc.gov](http://www.ed.sc.gov) and [www.eoc.sc.gov](http://www.eoc.sc.gov) as well as school and school district websites. Printed versions are available from school districts upon request.

YEAR	ABSOLUTE RATING	GROWTH RATING	PALMETTO GOLD AND SILVER AWARD		AYP STATUS	NCLB IMPROVEMENT STATUS
			General Performance	Closing the Gap		
2009	Average	Average	TBD	TBD	Not Met	N/A
2008	Average	At-Risk	N/A	N/A	Not Met	N/A
2007	Average	At-Risk	N/A	N/A	Not Met	N/A

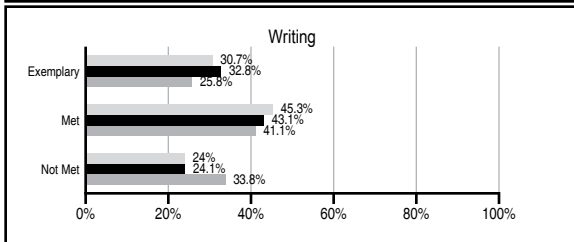
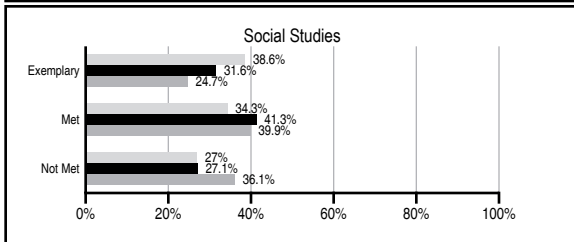
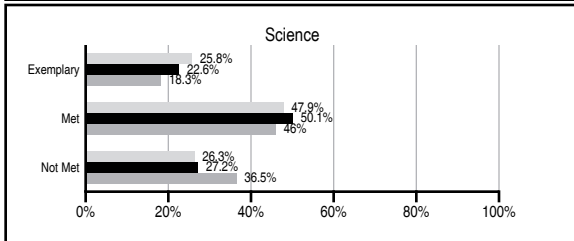
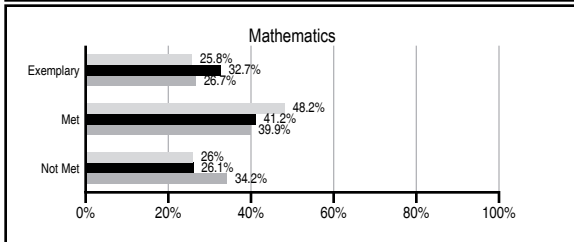
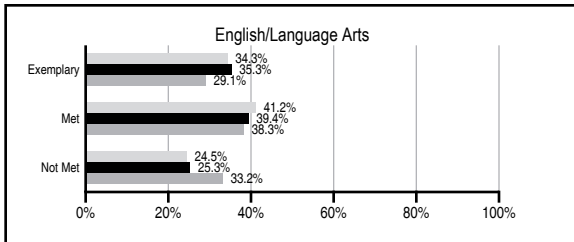
## ABSOLUTE RATINGS OF MIDDLE SCHOOLS WITH STUDENTS LIKE OURS\*

EXCELLENT	GOOD	AVERAGE	BELOW AVERAGE	AT-RISK
2	11	28	0	0

\* Ratings are calculated with data available by 06/01/2010. Schools with Students Like Ours are Middle Schools with Poverty Indices of no more than 5% above or below the index for this school.

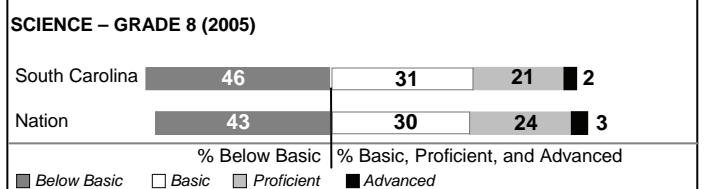

## PASS PERFORMANCE

Our School Middle Schools with Students Like Ours Middle schools statewide



## NAEP PERFORMANCE\*

\* Performance reported for SC and nation, data not available at school level. Percentages at NAEP Achievement Levels.



## END OF COURSE TESTS - 2009

% of students scoring 70 or above on:	Our Middle School	Middle Schools with Students Like Ours
Algebra 1/Math for the Technologies 2	98.4	98.3
English 1	100.0	98.0
Physical Science	N/A	100.0
US History and the Constitution	N/A	N/A
All Subjects	99.0	98.1

## SC PERFORMANCE GOAL

**2010 Goal:**  
 By 2010, SC's student achievement will be ranked in the top half of the states nationally. To achieve this goal, we must become one of the fastest improving systems in the country.

**2020 Vision:**  
 By 2020 all students will graduate with the knowledge and skills necessary to compete successfully in the global economy, participate in a democratic society and contribute positively as members of families and communities.

### Abbreviations Key

N/A Not Applicable N/AV Not Available N/C Not Collected N/R Not Reported I/S Insufficient Sample TBD To be determined  
 NI Newly Identified CSI Continuing School Improvement CA Corrective Action RP Plan to Restructure R Restructure DELAY School Improvement Status HOLD School Improvement Status

# Henry L Sneed Middle [Florence 1]

## SCHOOL PROFILE

	Our School	Change from Last Year	Middle Schools with Students Like Ours	Median Middle School
<b>Students (n=866)</b>				
Students enrolled in high school credit courses (grades 7 & 8)	8.2%	Down from 8.3%	22.6%	21.6%
Retention rate	2.6%	Down from 3.7%	1.0%	1.2%
Attendance rate	95.9%	Down from 96.1%	95.9%	95.9%
Eligible for gifted and talented	11.9%	Down from 12.6%	19.5%	14.8%
With disabilities other than speech	16.7%	Up from 16.1%	11.3%	12.6%
Older than usual for grade	2.2%	Down from 2.4%	1.7%	2.5%
Out-of-school suspensions or expulsions for violent and/or criminal offenses	2.3%	Up from 0.0%	0.7%	0.6%
Annual dropout rate	0.1%	Up from 0.0%	0.0%	0.0%
<b>Teachers (n=57)</b>				
Teachers with advanced degrees	54.4%	Down from 57.9%	56.1%	56.9%
Continuing contract teachers	80.7%	Down from 84.2%	76.0%	72.7%
Teachers with emergency or provisional certificates	3.7%	Up from 1.9%	5.6%	5.3%
Teachers returning from previous year	87.1%	Up from 84.0%	85.1%	82.9%
Teacher attendance rate	95.7%	Up from 94.4%	95.2%	95.2%
Average teacher salary*	\$47,728	Up 2.4%	\$46,696	\$46,599
Classes not taught by highly qualified teachers	2.3%	Down from 4.9%	0.8%	2.4%
Professional development days/teacher	10.6 days	Up from 6.9 days	10.2 days	10.8 days
<b>School</b>				
Principal's years at school	3.0	Up from 2.0	3.0	3.0
Student-teacher ratio in core subjects	24.5 to 1	Down from 26.1 to 1	21.8 to 1	20.1 to 1
Prime instructional time	91.2%	Up from 89.6%	90.0%	89.9%
Opportunities in the arts	Good	No Change	Good	Good
SACS accreditation	Yes	No Change	Yes	Yes
Parents attending conferences	95.4%	Down from 100.0%	98.8%	97.8%
Character development program	Good	No Change	Good	Good
Dollars spent per pupil**	\$6,465	Up 10.7%	\$6,873	\$7,645
Percent of expenditures for instruction**	66.2%	Down from 68.0%	65.1%	63.4%
Percent of expenditures for teacher salaries**	64.2%	Down from 65.7%	57.1%	57.0%
% of AYP objectives met	90.5%	Up from 66.7%	91.3%	90.5%

\* Length of contract = 185+ days.

\*\* Prior year audited financial data available.

## EVALUATION RESULTS

	Teachers	Students*	Parents*
Number of surveys returned	47	407	272
Percent satisfied with learning environment	83.0%	64.3%	76.1%
Percent satisfied with social and physical environment	95.7%	71.4%	75.5%
Percent satisfied with school-home relations	71.1%	78.3%	70.3%

\*Only students at the highest middle school grade level at this school and their parents were included.

## REPORT OF PRINCIPAL AND SCHOOL IMPROVEMENT COUNCIL

The mission of Henry L. Sneed Middle School is to prepare students to become responsible students and lifelong learners in an atmosphere that is conducive to learning. Sneed is a nationally accredited institution accredited by the Commission on International and Trans-Regional Accreditation and is regionally accredited by the Southern Association of Colleges and Schools.

While we celebrate the accomplishments of both our students and teachers, we continue striving to improve our areas of need. One of our most ambitious improvement initiatives was the successful implementation of Making Middle Grades Work (MMGW). This initiative was started during the 2005-2006 school year. Throughout the course of MMGW, we were able to successfully enhance the caliber of classroom instruction through the utilization of research-based techniques. One such technique has been the use of differentiated instructional methods in daily classroom instruction. This means that a variety of strategies are used in daily classroom instruction to address the various needs of the students.

Recent technological improvements have also led to student success. Since 2005, Sneed Middle School has been actively purchasing and utilizing SMART Interactive boards. These boards enable students to interact with whatever is displayed on them. In addition to the SMART Boards, Sneed has also recently acquired a number of DuKane Document and two SMART Document Cameras. These cameras, like the boards, allow for more meaningful student interaction and instruction.

Communication has served, and continues to serve, as a major component of success at Sneed Middle School. Utilizing e-mail, parent conferences, newsletters, marquees at both the front and rear of the school, as well as the parent link telephone system, enables accurate communication to parents and community members in regard to their children and upcoming school events.

Sneed Middle School proudly celebrates the successes, innovations, and accomplishments of our school. Some of these are: Participation in Southern Regional Educational Board's (SREB) Making Middle Grades Work program; implementation of Education & Economic Development Act (EEDA) through the use of a career education program for all 8th grade students; PASS remediation classes for English/Language Arts; implementation of school-wide discipline plan to enhance student attendance and achievement; enhancements of technology that includes Compass Odyssey Learning, acquisition and use of Smart Boards to enhance classroom instruction, and the utilization of TI Inspire calculators in the 8th grade Algebra I classes; and SMS has also recently acquired more Dukane and Smart Tech Document Cameras to enhance student participation in classroom instruction.

In addition, Sneed Middle School celebrates the successes of our students and faculty: Mrs. Katherine Stone was named teacher of the year, one student was State Superintendent of Education's Writing Award winner, another student was recognized as a Duke Tip Scholar, and twenty-two students were recognized as Junior Scholars.

Based on the successful foundations laid during the past year, Sneed Middle School is eagerly looking forward to an extremely successful 2009-2010 school year in both academics and community/parent relations.

Comprehensive detail, including definitions of ratings, performance criteria, and explanations of status, is available on [www.ed.sc.gov](http://www.ed.sc.gov) and [www.eoc.sc.gov](http://www.eoc.sc.gov) as well as school and school district websites.

Printed versions are available from school districts upon request.

### Abbreviations Key

N/A Not Applicable N/AV Not Available N/C Not Collected N/R Not Reported I/S Insufficient Sample TBD To be determined

NI Newly Identified CSI Continuing School Improvement CA Corrective Action RP Plan to Restructure R Restructure DELAY School Improvement Status HOLD School Improvement Status