



SC Annual School Report Card Summary

Southside Middle
Florence 1
Grades: 7-8 Enrollment: 779
Principal: Mr. Craig Washington
Superintendent: Larry Jackson
Board Chair: Porter Stewart

PERFORMANCE

Comprehensive detail, including definitions of ratings, performance criteria, and explanations of status, is available on www.ed.sc.gov and www.eoc.sc.gov as well as school and school district websites. Printed versions are available from school districts upon request.

YEAR	ABSOLUTE RATING	GROWTH RATING	PALMETTO GOLD AND SILVER AWARD		AYP STATUS	NCLB IMPROVEMENT STATUS
			General Performance	Closing the Gap		
2009	Average	Average	TBD	TBD	Not Met	N/A
2008	Below Average	At-Risk	N/A	N/A	Not Met	N/A
2007	Below Average	At-Risk	N/A	N/A	Not Met	N/A

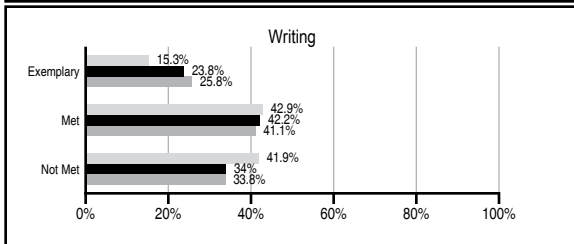
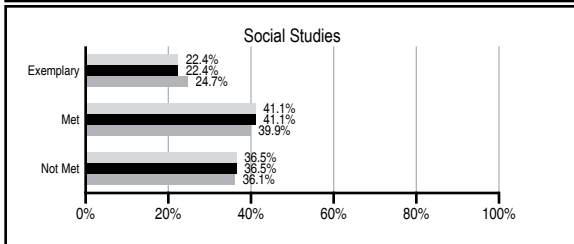
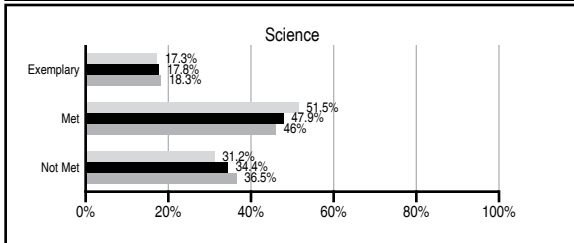
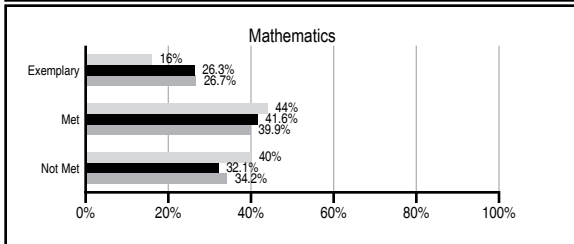
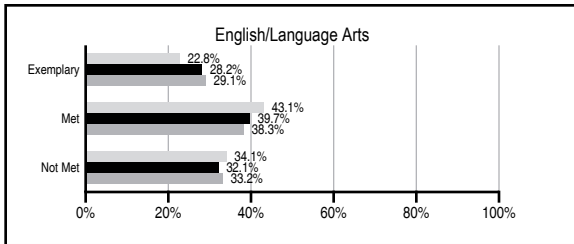
ABSOLUTE RATINGS OF MIDDLE SCHOOLS WITH STUDENTS LIKE OURS*

EXCELLENT	GOOD	AVERAGE	BELOW AVERAGE	AT-RISK
0	3	45	4	0

* Ratings are calculated with data available by 06/01/2010. Schools with Students Like Ours are Middle Schools with Poverty Indices of no more than 5% above or below the index for this school.



PASS PERFORMANCE

Our School
 Middle Schools with Students Like Ours
 Middle schools statewide



NAEP PERFORMANCE*

* Performance reported for SC and nation, data not available at school level. Percentages at NAEP Achievement Levels.



END OF COURSE TESTS - 2009

% of students scoring 70 or above on:	Our Middle School	Middle Schools with Students Like Ours
Algebra 1/Math for the Technologies 2	96.0	97.7
English 1	97.8	96.8
Physical Science	N/A	90.9
US History and the Constitution	N/A	N/A
All Subjects	96.8	97.1

SC PERFORMANCE GOAL

2010 Goal:
 By 2010, SC's student achievement will be ranked in the top half of the states nationally. To achieve this goal, we must become one of the fastest improving systems in the country.

2020 Vision:
 By 2020 all students will graduate with the knowledge and skills necessary to compete successfully in the global economy, participate in a democratic society and contribute positively as members of families and communities.

Abbreviations Key

N/A Not Applicable N/AV Not Available N/C Not Collected N/R Not Reported I/S Insufficient Sample TBD To be determined
 NI Newly Identified CSI Continuing School Improvement CA Corrective Action RP Plan to Restructure R Restructure DELAY School Improvement Status HOLD School Improvement Status

Southside Middle [Florence 1]

SCHOOL PROFILE

	Our School	Change from Last Year	Middle Schools with Students Like Ours	Median Middle School
Students (n=779)				
Students enrolled in high school credit courses (grades 7 & 8)	5.9%	Down from 7.9%	18.2%	21.6%
Retention rate	4.6%	Up from 4.3%	1.5%	1.2%
Attendance rate	94.9%	Down from 95.1%	95.7%	95.9%
Eligible for gifted and talented	5.2%	Down from 6.4%	15.7%	14.8%
With disabilities other than speech	20.5%	Up from 19.1%	13.6%	12.6%
Older than usual for grade	6.9%	Up from 6.6%	3.0%	2.5%
Out-of-school suspensions or expulsions for violent and/or criminal offenses	0.0%	Down from 0.1%	0.5%	0.6%
Annual dropout rate	0.0%	Down from 0.1%	0.0%	0.0%
Teachers (n=62)				
Teachers with advanced degrees	59.7%	Up from 56.5%	54.6%	56.9%
Continuing contract teachers	80.6%	Down from 82.3%	75.0%	72.7%
Teachers with emergency or provisional certificates	6.9%	Up from 5.3%	4.1%	5.3%
Teachers returning from previous year	83.5%	Up from 83.2%	83.3%	82.9%
Teacher attendance rate	95.5%	Up from 95.0%	95.2%	95.2%
Average teacher salary*	\$47,815	Up 4.2%	\$45,808	\$46,599
Classes not taught by highly qualified teachers	10.8%	Up from 7.0%	1.2%	2.4%
Professional development days/teacher	7.2 days	Down from 16.0 days	10.8 days	10.8 days
School				
Principal's years at school	3.0	Up from 2.0	4.0	3.0
Student-teacher ratio in core subjects	21.0 to 1	Down from 23.3 to 1	20.2 to 1	20.1 to 1
Prime instructional time	88.8%	Up from 88.5%	89.7%	89.9%
Opportunities in the arts	Excellent	No Change	Good	Good
SACS accreditation	Yes	No Change	Yes	Yes
Parents attending conferences	99.8%	Up from 98.3%	97.5%	97.8%
Character development program	Below Average	Down from Excellent	Good	Good
Dollars spent per pupil**	\$7,741	Up 0.7%	\$7,429	\$7,645
Percent of expenditures for instruction**	68.1%	Up from 67.4%	64.3%	63.4%
Percent of expenditures for teacher salaries**	64.8%	Down from 65.1%	59.6%	57.0%
% of AYP objectives met	90.5%	Up from 57.1%	90.5%	90.5%

* Length of contract = 185+ days.

** Prior year audited financial data available.

EVALUATION RESULTS

	Teachers	Students*	Parents*
Number of surveys returned	44	307	151
Percent satisfied with learning environment	84.1%	73.0%	77.6%
Percent satisfied with social and physical environment	90.9%	71.1%	70.3%
Percent satisfied with school-home relations	72.7%	81.7%	75.7%

*Only students at the highest middle school grade level at this school and their parents were included.

Comprehensive detail, including definitions of ratings, performance criteria, and explanations of status, is available on www.ed.sc.gov and www.eoc.sc.gov as well as school and school district websites.

Printed versions are available from school districts upon request.

REPORT OF PRINCIPAL AND SCHOOL IMPROVEMENT COUNCIL

The mission of Southside Middle School is to maximize the potential of all students in order to prepare them to become productive and responsible citizens who are able to succeed in an ever-changing society.

Southside Middle School staff and partners set out this year to make a positive impact. The following are a few of the initiatives and accomplishments we achieved:

- Our school continues to use data to drive staff development and to select instructional practices.
- Teams/departments documented discussions regarding instructional strategies, challenges, and how data is used to guide instruction.
- Students participated in the After-school Program with a 98% success rate.
- Student academic growth was monitored using data from MAP. Teachers completed MAP Goal Sheets with all students to monitor their academic growth.
- Students also had increased access to technology opportunity with the implementation of a POD casting class.
- We continued our live morning show where we shared daily Words of Wisdom.
- Carolina's Hospital System remained a Partner in Education with us.
- We hosted our annual Swinging with Seniors Event, which was a huge success. We had over 600 senior citizens join us for food and entertainment. Our Consumer Science students and our partners at Carolinas Hospital System hosted the event.
- Bridget Richardson was selected as the 2008-2009 Teacher of the Year.
- Our Third Annual Veteran's Day program was a great success.
- We continued our collaboration with Dewey L. Carter Elementary and South Florence High School with a project entitled "Bridging the Divide." The project is directed toward academically at-risk students at Dewey L. Carter Elementary School and incorporates technology-based teaching tools beginning in the 7th grade and continues throughout their attendance at Southside Middle School and South Florence High School. Preliminary results indicate the program has been successful.

With continued support from parents, community, and the school district, we will be successful in our endeavors. Thanks to all of you who invested your time and energy into Southside.

Craig Washington, Principal
Cathy DeLung, Chairperson of School Improvement Council

Abbreviations Key

N/A Not Applicable N/AV Not Available N/C Not Collected N/R Not Reported I/S Insufficient Sample TBD To be determined

NI Newly Identified CSI Continuing School Improvement CA Corrective Action RP Plan to Restructure R Restructure DELAY School Improvement Status HOLD School Improvement Status