



SC Annual School Report Card Summary

Fairfield Middle
 Fairfield
 Grades: 7-8 Enrollment: 458
 Principal: Leevette E. Malloy
 Superintendent: Samantha J. Ingram, Ph.D.
 Board Chair: Mrs. Catherine Kennedy

PERFORMANCE

Comprehensive detail, including definitions of ratings, performance criteria, and explanations of status, is available on www.ed.sc.gov and www.eoc.sc.gov as well as school and school district websites. Printed versions are available from school districts upon request.

YEAR	ABSOLUTE RATING	GROWTH RATING	PALMETTO GOLD AND SILVER AWARD		AYP STATUS	NCLB IMPROVEMENT STATUS
			General Performance	Closing the Gap		
2009	Below Average	Average	TBD	TBD	Not Met	N/A
2008	At-Risk	Below Average	N/A	N/A	Not Met	N/A
2007	At-Risk	At-Risk	N/A	N/A	Not Met	N/A

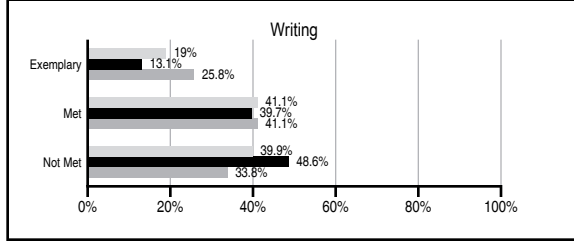
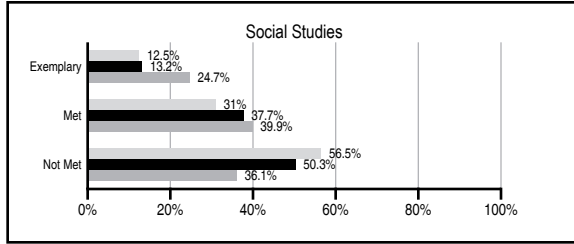
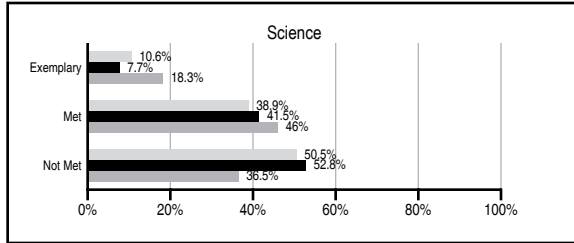
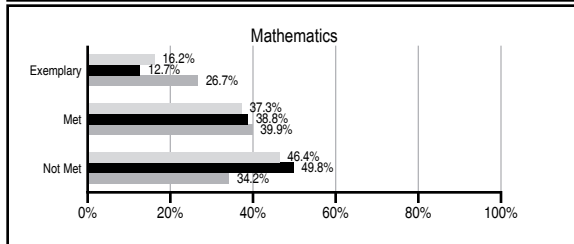
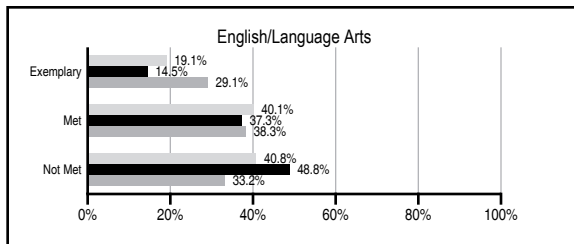
ABSOLUTE RATINGS OF MIDDLE SCHOOLS WITH STUDENTS LIKE OURS*

EXCELLENT	GOOD	AVERAGE	BELOW AVERAGE	AT-RISK
0	0	8	36	14

* Ratings are calculated with data available by 06/01/2010. Schools with Students Like Ours are Middle Schools with Poverty Indices of no more than 5% above or below the index for this school.

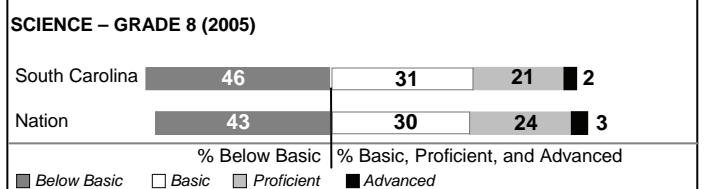

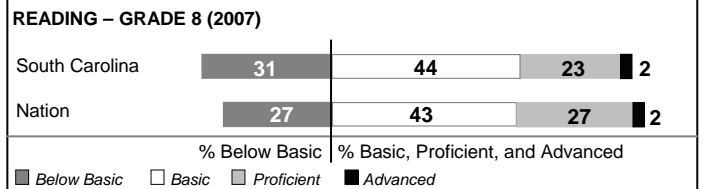
PASS PERFORMANCE

Our School Middle Schools with Students Like Ours Middle schools statewide



NAEP PERFORMANCE*

* Performance reported for SC and nation, data not available at school level. Percentages at NAEP Achievement Levels.



END OF COURSE TESTS - 2009

% of students scoring 70 or above on:	Our Middle School	Middle Schools with Students Like Ours
Algebra 1/Math for the Technologies 2	100.0	89.7
English 1	100.0	84.4
Physical Science	N/A	33.8
US History and the Constitution	N/A	N/A
All Subjects	100.0	87.3

SC PERFORMANCE GOAL

2010 Goal:

By 2010, SC's student achievement will be ranked in the top half of the states nationally. To achieve this goal, we must become one of the fastest improving systems in the country.

2020 Vision:

By 2020 all students will graduate with the knowledge and skills necessary to compete successfully in the global economy, participate in a democratic society and contribute positively as members of families and communities.

Abbreviations Key

N/A Not Applicable N/AV Not Available N/C Not Collected N/R Not Reported I/S Insufficient Sample TBD To be determined
 NI Newly Identified CSI Continuing School Improvement CA Corrective Action RP Plan to Restructure R Restructure DELAY School Improvement Status HOLD School Improvement Status

Fairfield Middle [Fairfield]

SCHOOL PROFILE

	Our School	Change from Last Year	Middle Schools with Students Like Ours	Median Middle School
Students (n=458)				
Students enrolled in high school credit courses (grades 7 & 8)	6.6%	Down from 10.9%	12.8%	21.6%
Retention rate	6.4%	Up from 1.6%	2.3%	1.2%
Attendance rate	94.0%	Down from 94.7%	95.2%	95.9%
Eligible for gifted and talented	12.0%	Down from 12.6%	6.5%	14.8%
With disabilities other than speech	15.5%	Down from 18.7%	14.2%	12.6%
Older than usual for grade	3.9%	Down from 4.0%	5.0%	2.5%
Out-of-school suspensions or expulsions for violent and/or criminal offenses	1.1%	Down from 2.2%	0.5%	0.6%
Annual dropout rate	0.0%	No Change	0.0%	0.0%
Teachers (n=42)				
Teachers with advanced degrees	64.3%	Up from 46.9%	54.3%	56.9%
Continuing contract teachers	52.4%	Up from 36.7%	66.7%	72.7%
Teachers with emergency or provisional certificates	28.9%	Down from 43.9%	14.8%	5.3%
Teachers returning from previous year	66.5%	Down from 76.6%	76.9%	82.9%
Teacher attendance rate	96.6%	Down from 99.7%	94.9%	95.2%
Average teacher salary*	\$48,003	Up 13.8%	\$44,687	\$46,599
Classes not taught by highly qualified teachers	15.6%	Up from 0.0%	6.6%	2.4%
Professional development days/teacher	10.2 days	Down from 10.5 days	10.3 days	10.8 days
School				
Principal's years at school	1.0	Down from 4.0	2.0	3.0
Student-teacher ratio in core subjects	17.5 to 1	Up from 16.3 to 1	17.1 to 1	20.1 to 1
Prime instructional time	89.7%	Down from 94.2%	89.0%	89.9%
Opportunities in the arts	Fair	Down from Good	Good	Good
SACS accreditation	Yes	No Change	Yes	Yes
Parents attending conferences	98.3%	Up from 85.4%	96.4%	97.8%
Character development program	Excellent	Up from Good	Good	Good
Dollars spent per pupil**	\$9,558	Up 11.9%	\$9,555	\$7,645
Percent of expenditures for instruction**	63.4%	Up from 59.3%	61.0%	63.4%
Percent of expenditures for teacher salaries**	52.2%	Up from 48.8%	54.8%	57.0%
% of AYP objectives met	90.5%	Up from 71.4%	88.2%	90.5%

* Length of contract = 185+ days.

** Prior year audited financial data available.

EVALUATION RESULTS

	Teachers	Students*	Parents*
Number of surveys returned	42	191	91
Percent satisfied with learning environment	81.0%	69.5%	69.3%
Percent satisfied with social and physical environment	82.9%	70.7%	60.2%
Percent satisfied with school-home relations	56.1%	86.9%	65.9%

*Only students at the highest middle school grade level at this school and their parents were included.

Comprehensive detail, including definitions of ratings, performance criteria, and explanations of status, is available on www.ed.sc.gov and www.eoc.sc.gov as well as school and school district websites.

Printed versions are available from school districts upon request.

REPORT OF PRINCIPAL AND SCHOOL IMPROVEMENT COUNCIL

During the 2008-2009 school year, Fairfield Middle School provided a variety of academic programs and extra-curricular activities to approximately 451 students of Fairfield County. Our strong faculty and staff are the foundation of our instructional programs. We have 3 National Board certified teachers. One student was eligible to participate in the Duke University Talent Identification Program (TIP). This is an honor requiring exceptional academic ability. Three eighth grade students won the Fairfield County School District Science Fair Grand prize. They also attended the regional science fair at the University of South Carolina. Thirty-three students participated in the South Carolina State Read-In. One student participated in The McDonald's "All American Achievers" Education Contest. Based on the student's essay, she won a \$250 prize. Seven current FMS students were identified as a "Junior Scholar" in the Fairfield County Schools. Five students earned membership into the 3.0 Club. These students earned a minimum of a 3.0 GPA for the first three nine weeks of the school year and had no discipline infractions. Twenty-one students earned the Turn Around/Most Improved Award. Students also earned FMS outstanding departmental, good citizenship, honor rolls, MAP gains, End of Quarter Tests/Assessments, and character education awards. The English/Language Arts, mathematics, science, and social studies departments reached the goal of students gaining four or more points on the MAP test from the fall to the spring testing administrations.

As part of the Making Middle Grades Work initiative, Fairfield Middle School implemented a comprehensive system of extra help for students. All teachers provided tutorials. A school-wide embedded daily intervention and extended day (after-school) programs were implemented for students who needed academic assistance in English/Language Arts, mathematics, science, social studies, and general studies. The 6.5 Transition Program was implemented. Students were required to read twenty-five books for the school year.

Students had the opportunity to participate in a variety of co/extra-curricular activities. Members of the Academic Challenge Team participated in regional events. Members of the Family and Consumer Science classes sponsored a school-wide food drive and donated the food to Harvest Hope Food Bank. The Girls' Basketball Team finished 2nd in the Wateree Conference.

We recognize that all of our stakeholders are key components to the success of Fairfield Middle School. Parents and community members participated in School Improvement Council (SIC), Parent Teacher Student Association (PTSA), and various other volunteer initiatives. The Guidance Department, Curriculum Leadership Team, and Administrators coordinated several programs, including but not limited to Parent-Teacher-Student Partnership Conferences and Student Support Services' Workshops, which increased parental involvement.

At Fairfield Middle School, we do whatever it takes because every student counts.

Leevette E. Malloy, Principal
Albertha Woodard, School Improvement Council Chairperson

Abbreviations Key

N/A Not Applicable N/AV Not Available N/C Not Collected N/R Not Reported I/S Insufficient Sample TBD To be determined

NI Newly Identified CSI Continuing School Improvement CA Corrective Action RP Plan to Restructure R Restructure DELAY School Improvement Status HOLD School Improvement Status