



# SC Annual School Report Card Summary

**Merriwether Middle**  
**Edgefield**  
**Grades: 6-8** Enrollment: 424  
**Principal: Bobby Turner**  
**Superintendent: Dr. Mary Rice-Crenshaw**  
**Board Chair: Sallie B. Cooks**

## PERFORMANCE

Comprehensive detail, including definitions of ratings, performance criteria, and explanations of status, is available on [www.ed.sc.gov](http://www.ed.sc.gov) and [www.eoc.sc.gov](http://www.eoc.sc.gov) as well as school and school district websites. Printed versions are available from school districts upon request.

YEAR	ABSOLUTE RATING	GROWTH RATING	PALMETTO GOLD AND SILVER AWARD		AYP STATUS	NCLB IMPROVEMENT STATUS
			General Performance	Closing the Gap		
2009	Average	Average	TBD	TBD	Not Met	N/A
2008	Average	Below Average	N/A	N/A	Not Met	N/A
2007	Average	At-Risk	N/A	N/A	Not Met	N/A

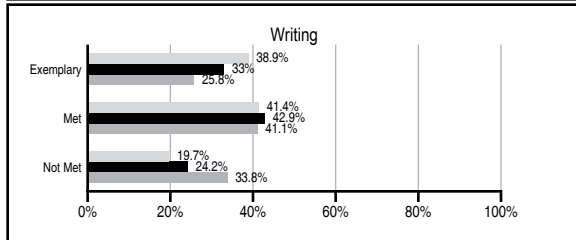
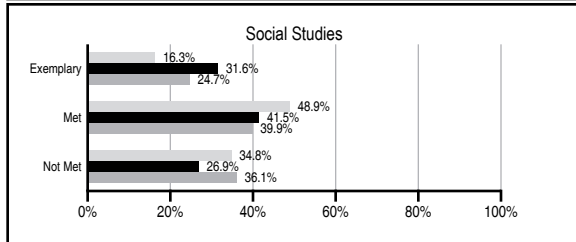
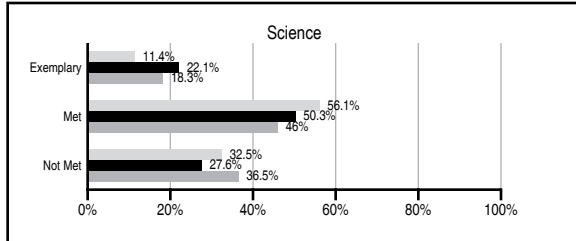
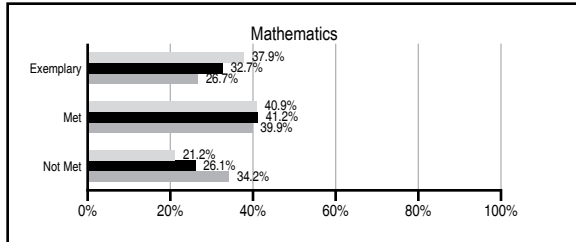
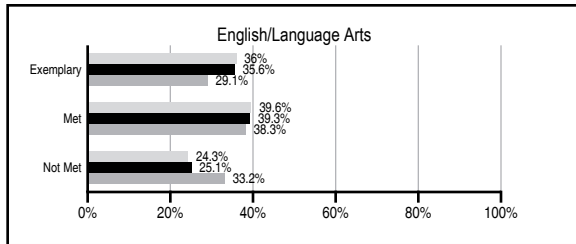
## ABSOLUTE RATINGS OF MIDDLE SCHOOLS WITH STUDENTS LIKE OURS\*

EXCELLENT	GOOD	AVERAGE	BELOW AVERAGE	AT-RISK
2	13	26	0	0

\* Ratings are calculated with data available by 06/01/2010. Schools with Students Like Ours are Middle Schools with Poverty Indices of no more than 5% above or below the index for this school.



## PASS PERFORMANCE

Our School Middle Schools with Students Like Ours Middle schools statewide



## NAEP PERFORMANCE\*

\* Performance reported for SC and nation, data not available at school level. Percentages at NAEP Achievement Levels.



## END OF COURSE TESTS - 2009

% of students scoring 70 or above on:	Our Middle School	Middle Schools with Students Like Ours
Algebra 1/Math for the Technologies 2	100.0	98.3
English 1	95.1	98.0
Physical Science	N/A	100.0
US History and the Constitution	N/A	N/A
All Subjects	97.5	98.0

## SC PERFORMANCE GOAL

**2010 Goal:**  
*By 2010, SC's student achievement will be ranked in the top half of the states nationally. To achieve this goal, we must become one of the fastest improving systems in the country.*

**2020 Vision:**  
*By 2020 all students will graduate with the knowledge and skills necessary to compete successfully in the global economy, participate in a democratic society and contribute positively as members of families and communities.*

### Abbreviations Key

N/A Not Applicable N/AV Not Available N/C Not Collected N/R Not Reported I/S Insufficient Sample TBD To be determined  
 NI Newly Identified CSI Continuing School Improvement CA Corrective Action RP Plan to Restructure R Restructure DELAY School Improvement Status HOLD School Improvement Status

# Merriwether Middle [Edgefield]

## SCHOOL PROFILE

	Our School	Change from Last Year	Middle Schools with Students Like Ours	Median Middle School
<b>Students (n=424)</b>				
Students enrolled in high school credit courses (grades 7 & 8)	49.1%	Up from 16.5%	22.6%	21.6%
Retention rate	1.0%	Down from 2.5%	0.9%	1.2%
Attendance rate	95.9%	Down from 96.6%	96.0%	95.9%
Eligible for gifted and talented	16.4%	Down from 21.3%	19.7%	14.8%
With disabilities other than speech	12.7%	Up from 11.5%	11.3%	12.6%
Older than usual for grade	5.0%	Down from 5.7%	1.6%	2.5%
Out-of-school suspensions or expulsions for violent and/or criminal offenses	1.2%	Up from 1.0%	0.5%	0.6%
Annual dropout rate	0.0%	No Change	0.0%	0.0%
<b>Teachers (n=27)</b>				
Teachers with advanced degrees	44.4%	Down from 48.1%	56.1%	56.9%
Continuing contract teachers	81.5%	Down from 88.9%	76.0%	72.7%
Teachers with emergency or provisional certificates	4.5%	Up from 0.0%	4.8%	5.3%
Teachers returning from previous year	88.2%	Up from 87.5%	85.7%	82.9%
Teacher attendance rate	94.5%	No Change	95.2%	95.2%
Average teacher salary*	\$44,317	Up 3.6%	\$46,873	\$46,599
Classes not taught by highly qualified teachers	1.5%	Up from 0.0%	0.7%	2.4%
Professional development days/teacher	6.7 days	Down from 11.4 days	10.6 days	10.8 days
<b>School</b>				
Principal's years at school	2.0	Up from 1.0	3.0	3.0
Student-teacher ratio in core subjects	22.9 to 1	Up from 20.8 to 1	21.9 to 1	20.1 to 1
Prime instructional time	89.6%	Down from 89.8%	89.9%	89.9%
Opportunities in the arts	Good	No Change	Good	Good
SACS accreditation	Yes	No Change	Yes	Yes
Parents attending conferences	94.9%	Down from 99.9%	99.1%	97.8%
Character development program	Average	Down from Good	Good	Good
Dollars spent per pupil**	\$7,089	Down 1.7%	\$6,845	\$7,645
Percent of expenditures for instruction**	59.1%	Up from 58.3%	65.3%	63.4%
Percent of expenditures for teacher salaries**	58.1%	Up from 56.8%	57.0%	57.0%
% of AYP objectives met	81.0%	Up from 76.2%	91.3%	90.5%

\* Length of contract = 185+ days.

\*\* Prior year audited financial data available.

## EVALUATION RESULTS

	Teachers	Students*	Parents*
Number of surveys returned	25	122	56
Percent satisfied with learning environment	96.0%	62.5%	82.1%
Percent satisfied with social and physical environment	96.0%	55.8%	85.7%
Percent satisfied with school-home relations	84.0%	80.3%	78.2%

\*Only students at the highest middle school grade level at this school and their parents were included.

## REPORT OF PRINCIPAL AND SCHOOL IMPROVEMENT COUNCIL

Merriwether Middle School is located in rural Edgefield County and serves approximately 420 sixth, seventh, and eighth grade students from various economic and ethnic backgrounds. At Merriwether Middle School, we believe that all students should be provided with opportunities for successful experiences. We strive to offer a curriculum that maximizes the intellectual, emotional, social, and physical development of our emerging adolescents. We understand the unique needs and concerns of young adolescents as well as the developmental challenges of this age group. Our curriculum is designed to assist our middle school students through the transitional period between elementary school and high school. Every student attends five academic classes and two exploratory classes taught daily by highly qualified teachers. Exploratory classes include band, music, art, physical education, technology, keyboarding, computer-assisted instruction, and reading and math enrichment. English 1, Algebra 1, Band 1, and Keyboarding are offered to eighth grade students for high school credit.

The 2008-09 school year brought noteworthy recognition of many academic achievements attained by Merriwether Middle School students. These milestones validate the efforts of both our teachers and students in the pursuit of excellence. Twenty eighth grade students were recognized as Junior Scholars. Our Mathcounts team finished fifth in the region. Our Science Eco-Meet team placed fourth overall in the CSRA regional competition and 1st place in the categories of "Aging and Tracking Deer" and "Turkey Biology." The Merriwether Honor Band received a Superior rating in the SCBDA-Concert Festival and in the Carowinds Music Festival. Also, 3 students were selected for the SCBDA All-State Region 2 Band. 100% of students enrolled passed the End-Of-Course Algebra 1 test, and 97% of students passed the End-Of-Course English 1 test and will receive high school credit. In addition, MMS had a state winner in the DAR Essay contest and a student who received state recognition in the Duke TIP Program. Four sixth grade students attended the Junior National Young Leaders Conference in Washington, D.C.

Technology has been upgraded with the completion of the installation of Promethean Boards and LCD Projectors in all academic classrooms. An innovative MP Squared program was also introduced to sixty 6th grade students.

All students and faculty members participated in monthly club meetings. The Beta Club, Yearbook Staff, WMMS daily news show, and various volunteer organizations highlight positive student involvement in school activities that included "Wheelchair Basketball," Pumpkin Decorating, and Easter Egg Hunts.

We welcome your input and participation in all aspects of the educational process. Your support and cooperation will ensure that our students continue to meet and exceed all challenges presented to them.

Bobby R. Turner, Principal  
Robin Ball, SIC Chair

Comprehensive detail, including definitions of ratings, performance criteria, and explanations of status, is available on [www.ed.sc.gov](http://www.ed.sc.gov) and [www.eoc.sc.gov](http://www.eoc.sc.gov) as well as school and school district websites.

Printed versions are available from school districts upon request.

### Abbreviations Key

N/A Not Applicable N/AV Not Available N/C Not Collected N/R Not Reported I/S Insufficient Sample TBD To be determined

NI Newly Identified CSI Continuing School Improvement CA Corrective Action RP Plan to Restructure R Restructure DELAY School Improvement Status HOLD School Improvement Status