

SC Annual School Report Card Summary

Johnston-Edgefield-Trenton Middle Edgefield
Grades: 6-8 Enrollment: 514
 Principal: Stephen P. Hampton
 Superintendent: Dr. Mary Rice-Crenshaw
 Board Chair: Sallie B. Cooks

PERFORMANCE

Comprehensive detail, including definitions of ratings, performance criteria, and explanations of status, is available on www.ed.sc.gov and www.eoc.sc.gov as well as school and school district websites. Printed versions are available from school districts upon request.

YEAR	ABSOLUTE RATING	GROWTH RATING	PALMETTO GOLD AND SILVER AWARD		AYP STATUS	NCLB IMPROVEMENT STATUS
			General Performance	Closing the Gap		
2009	Average	Average	TBD	TBD	Not Met	N/A
2008	Below Average	Below Average	N/A	N/A	Not Met	N/A
2007	Below Average	Below Average	N/A	N/A	Not Met	N/A

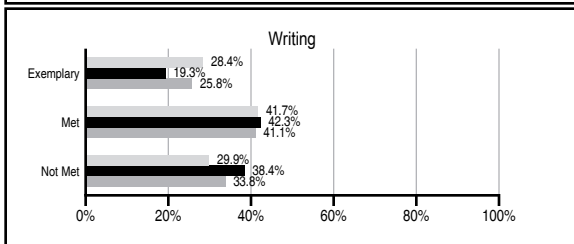
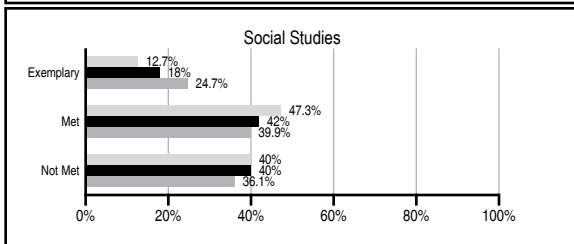
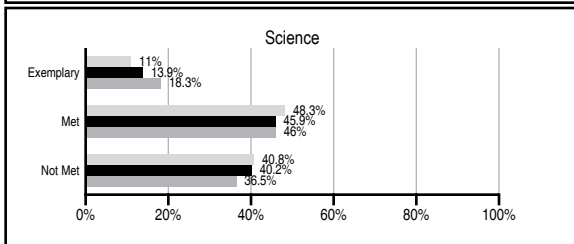
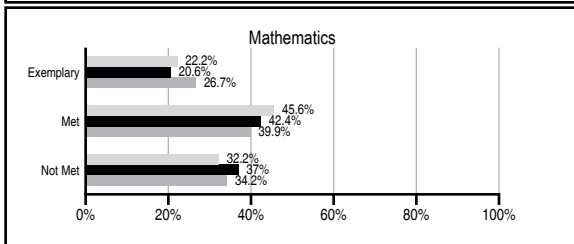
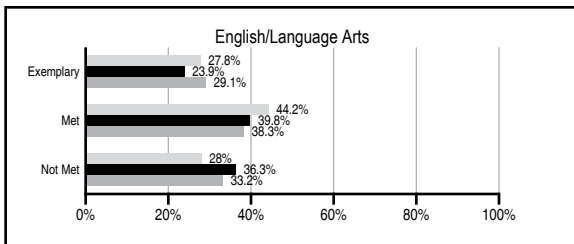
ABSOLUTE RATINGS OF MIDDLE SCHOOLS WITH STUDENTS LIKE OURS*

EXCELLENT	GOOD	AVERAGE	BELOW AVERAGE	AT-RISK
0	1	30	13	1

* Ratings are calculated with data available by 06/01/2010. Schools with Students Like Ours are Middle Schools with Poverty Indices of no more than 5% above or below the index for this school.



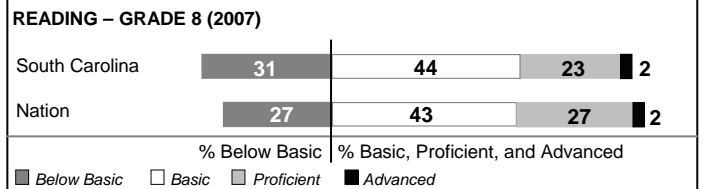
PASS PERFORMANCE

Our School Middle Schools with Students Like Ours Middle schools statewide



NAEP PERFORMANCE*

* Performance reported for SC and nation, data not available at school level. Percentages at NAEP Achievement Levels.



END OF COURSE TESTS - 2009

% of students scoring 70 or above on:	Our Middle School	Middle Schools with Students Like Ours
Algebra 1/Math for the Technologies 2	100.0	92.1
English 1	87.5	89.7
Physical Science	N/A	94.8
US History and the Constitution	N/A	N/A
All Subjects	93.7	91.7

SC PERFORMANCE GOAL

2010 Goal:
 By 2010, SC's student achievement will be ranked in the top half of the states nationally. To achieve this goal, we must become one of the fastest improving systems in the country.

2020 Vision:
 By 2020 all students will graduate with the knowledge and skills necessary to compete successfully in the global economy, participate in a democratic society and contribute positively as members of families and communities.

Abbreviations Key

N/A Not Applicable N/AV Not Available N/C Not Collected N/R Not Reported I/S Insufficient Sample TBD To be determined
 NI Newly Identified CSI Continuing School Improvement CA Corrective Action RP Plan to Restructure R Restructure DELAY School Improvement Status HOLD School Improvement Status

Johnston-Edgefield-Trenton Middle [Edgefield]

SCHOOL PROFILE

	Our School	Change from Last Year	Middle Schools with Students Like Ours	Median Middle School
Students (n=514)				
Students enrolled in high school credit courses (grades 7 & 8)	34.5%	Down from 47.2%	21.6%	21.6%
Retention rate	2.1%	Down from 4.0%	1.5%	1.2%
Attendance rate	96.1%	Down from 96.3%	95.6%	95.9%
Eligible for gifted and talented	10.2%	Up from 10.1%	12.8%	14.8%
With disabilities other than speech	20.2%	Up from 18.7%	14.0%	12.6%
Older than usual for grade	4.7%	Down from 5.1%	3.4%	2.5%
Out-of-school suspensions or expulsions for violent and/or criminal offenses	1.4%	Down from 8.3%	1.1%	0.6%
Annual dropout rate	0.0%	No Change	0.0%	0.0%
Teachers (n=41)				
Teachers with advanced degrees	56.1%	Up from 55.8%	56.2%	56.9%
Continuing contract teachers	78.0%	Up from 76.7%	70.0%	72.7%
Teachers with emergency or provisional certificates	2.6%	Up from 2.4%	7.2%	5.3%
Teachers returning from previous year	85.6%	Up from 85.1%	79.8%	82.9%
Teacher attendance rate	95.3%	Up from 94.1%	95.2%	95.2%
Average teacher salary*	\$48,648	Up 2.2%	\$45,958	\$46,599
Classes not taught by highly qualified teachers	3.7%	Up from 0.0%	3.4%	2.4%
Professional development days/teacher	7.2 days	Down from 15.3 days	12.0 days	10.8 days
School				
Principal's years at school	3.0	Up from 2.0	3.0	3.0
Student-teacher ratio in core subjects	15.5 to 1	Down from 16.3 to 1	19.4 to 1	20.1 to 1
Prime instructional time	90.7%	Up from 89.0%	89.8%	89.9%
Opportunities in the arts	Good	No Change	Good	Good
SACS accreditation	Yes	No Change	Yes	Yes
Parents attending conferences	41.7%	Down from 56.5%	97.7%	97.8%
Character development program	Below Average	Down from Average	Good	Good
Dollars spent per pupil**	\$8,162	Up 4.6%	\$7,938	\$7,645
Percent of expenditures for instruction**	66.8%	Down from 67.1%	63.4%	63.4%
Percent of expenditures for teacher salaries**	62.7%	Down from 64.7%	55.2%	57.0%
% of AYP objectives met	90.5%	Up from 66.7%	90.5%	90.5%

* Length of contract = 185+ days.

** Prior year audited financial data available.

EVALUATION RESULTS

	Teachers	Students*	Parents*
Number of surveys returned	21	0	0
Percent satisfied with learning environment	61.9%	N/R	N/R
Percent satisfied with social and physical environment	76.2%	N/R	N/R
Percent satisfied with school-home relations	55.0%	N/R	N/R

*Only students at the highest middle school grade level at this school and their parents were included.

REPORT OF PRINCIPAL AND SCHOOL IMPROVEMENT COUNCIL

Johnston-Edgefield-Trenton (J.E.T.) Middle School is conveniently located midway among the three small communities it serves, and for which it was named. Designed structurally and organizationally around the middle school concept of team, J.E.T. houses a faculty that practices its belief that all students should be provided opportunities for successful experiences. At J.E.T., we strive to offer a curriculum that maximizes the intellectual, emotional, social, and physical development of our emerging adolescents. This curriculum requires the dedication and cooperation of parents, students, and school personnel working together for the benefits of all students. We continue to review, analyze, and refine our curriculum in order to provide a comprehensive and challenging educational program for all students.

We are proud of our students and applaud their accomplishments. Our students excel in many areas that are helping them grow into well-rounded citizens. One of our students was named the District's Lt. Governor's Writing Award Winner. Another one of our students won the school district Spelling Bee. Our Math Counts team did well in the regional competition; the team finished third overall in the regional competition. We have seven of our students recognized as Junior Scholars, and this year we had more than sixty students qualify to take the test. Two of our students have been recognized as Duke T.I.P Scholars. Our athletic programs continue to be strong in competition. Many of our students have been recognized as members of the All-Region Band and also participate in the high school's marching band. Our parent organization, APEX, continues to be a vital part of supporting our students. This year APEX played an integral role in redesigning the recess area in the rear of our school.

Our teachers continue to seek new methods and resources to aid them in improving instruction. Many take summer courses, attend conferences, and participate in book studies. Our teachers have presented at state and national conferences, including SCCEC, National School Reform Conferences, and SCMSA Conferences. They continue to look for additional funding sources and have been successful in obtaining numerous grants. This year we received the Washington-Savannah River Grant, Toyota Tapestry Grant, CE Mist Grant (a national science grant), and the project Lead the Way Grant from the Educational Foundation. Our school is also an Accredited School with the Southern Association of Colleges and Schools.

J.E.T. Middle School is proud of its history and achievements. We encourage parent participation in school activities and appreciate continued community support, as we work together to provide the best educational opportunities possible for our students.

Louis A. Scott, Principal
Michelle Goforth, School Improvement Council

Comprehensive detail, including definitions of ratings, performance criteria, and explanations of status, is available on www.ed.sc.gov and www.eoc.sc.gov as well as school and school district websites.

Printed versions are available from school districts upon request.

Abbreviations Key

N/A Not Applicable N/AV Not Available N/C Not Collected N/R Not Reported I/S Insufficient Sample TBD To be determined
NI Newly Identified CSI Continuing School Improvement CA Corrective Action RP Plan to Restructure R Restructure DELAY School Improvement Status HOLD School Improvement Status