

# SC Annual School Report Card Summary

Insight School Of SC  
 SC Public Charter District  
 Grades: 9-12 Enrollment: 578  
 Principal: Dr. Michael Stagliano  
 Superintendent: Dr. Wayne Brazell  
 Board Chair: Don McLaurin

## PERFORMANCE

Comprehensive detail, including definitions of ratings, performance criteria, and explanations of status, is available on [www.ed.sc.gov](http://www.ed.sc.gov) and [www.eoc.sc.gov](http://www.eoc.sc.gov) as well as school and school district websites. Printed versions are available from school districts upon request.

YEAR	ABSOLUTE RATING	GROWTH RATING	PALMETTO GOLD AND SILVER AWARD		AYP STATUS	NCLB IMPROVEMENT STATUS
			General Performance	Closing the Gap		
2009	N/A	N/A	TBD	TBD	Not Met	N/A
2008	N/A	N/A	N/A	N/A	N/A	N/A
2007	N/A	N/A	N/A	N/A	N/A	N/A

## ABSOLUTE RATINGS OF HIGH SCHOOLS WITH STUDENTS LIKE OURS\*

EXCELLENT	GOOD	AVERAGE	BELOW AVERAGE	AT-RISK
0	0	0	0	0

\*Ratings are calculated with data available by 04/05/2010. Schools with Students Like Ours are High Schools with Poverty Indices of no more than 5% above or below the index for this school.

## HIGH SCHOOL ASSESSMENT PROGRAM(HSAP) EXAM PASSAGE RATE(%): SECOND YEAR STUDENTS

	Our High School		High Schools with Students Like Ours	
	2008	2009	2008	2009
Passed 2 subtests (%)	N/A	69.9%	N/A	N/A
Passed 1 subtest (%)	N/A	21.4%	N/A	N/A
Passed no subtests (%)	N/A	8.7%	N/A	N/A

## HSAP PASSAGE RATE (%) BY SPRING 2009

	Our High School	High Schools with Students Like Ours
Passage Rate	N/A	N/A

## ON-TIME GRADUATION RATE

	Our High School	High Schools with Students Like Ours
Number of students	179	N/A
Number of Diplomas	12	N/A
Rate (%)	6.7%	N/A


## END OF COURSE TESTS - 2009

% of students scoring 70 or above on:	Our High School	High Schools with Students Like Ours
Algebra 1/Math for the Technologies 2	46.7%	N/A
English 1	72.5%	N/A
Physical Science	41.5%	N/A
US History and the Constitution	43.6%	N/A
All Tests	53.6%	N/A


## NAEP PERFORMANCE\*

\* Performance reported for SC and nation, data not available at school level. Percentages at NAEP Achievement Levels.


### READING – GRADE 8 (2007)



### MATH – GRADE 8 (2007)



### SCIENCE – GRADE 8 (2005)



## SC PERFORMANCE GOAL

### 2010 Goal:

By 2010, SC's student achievement will be ranked in the top half of the states nationally. To achieve this goal, we must become one of the fastest improving systems in the country.

### 2020 Vision:

By 2020 all students will graduate with the knowledge and skills necessary to compete successfully in the global economy, participate in a democratic society and contribute positively as members of families and communities.

### Abbreviations Key

N/A Not Applicable N/AV Not Available N/C Not Collected N/R Not Reported I/S Insufficient Sample TBD To be determined  
 NI Newly Identified CSI Continuing School Improvement CA Corrective Action RP Plan to Restructure R Restructure DELAY School Improvement Status HOLD School Improvement Status

# Insight School Of SC [SC Public Charter District]

## SCHOOL PROFILE

	Our School	Change from Last Year	High Schools with Students Like Ours	Median High School
<b>Students (n=578)</b>				
Retention rate	10.8%	N/A	N/A	4.8%
Attendance rate	82.1%	N/A	N/A	95.5%
Eligible for gifted and talented	0.0%	N/A	N/A	9.2%
With disabilities other than speech	9.2%	N/A	N/A	12.6%
Older than usual for grade	28.5%	N/A	N/A	8.6%
Out-of-school suspensions or expulsions for violent and/or criminal offenses	0.0%	N/R	N/A	1.2%
Enrolled in AP/IB programs	4.5%	N/R	N/A	13.2%
Successful on AP/IB exams	N/A	N/A	N/A	55.6%
Eligible for LIFE Scholarship	N/R	N/R	N/A	29.8%
Annual dropout rate	N/A	N/A	N/A	3.5%
Career/technology students in co-curricular organizations	2.6%	N/A	N/A	3.0%
Enrollment in career/technology courses	232	N/A	N/A	523
Career/technology students attaining technical skills	43.5%	N/A	N/A	79.3%
<b>Teachers (n=10)</b>				
Teachers with advanced degrees	90.0%	N/A	N/A	58.6%
Continuing contract teachers	60.0%	N/A	N/A	71.6%
Teachers with emergency or provisional certificates	11.1%	N/A	N/A	8.1%
Teachers returning from previous year	N/A	N/A	N/A	85.0%
Teacher attendance rate	N/R	N/R	N/A	95.5%
Average teacher salary*	N/A	I/S	N/A	\$47,761
Classes not taught by highly qualified teachers	N/A	N/A	N/A	3.5%
Professional development days/teacher	5.0 days	N/R	N/A	10.8 days
<b>School</b>				
Principal's years at school	1.0	N/R	N/A	3.0
Student-teacher ratio in core subjects	35.5 to 1	N/R	N/A	26.1 to 1
Prime instructional time	N/R	N/R	N/A	89.8%
Dollars spent per pupil**	N/A	N/A	N/A	\$7,883
Percent of expenditures for teacher salaries**	N/A	N/A	N/A	54.1%
Percent of expenditures for instruction**	N/A	N/A	N/A	60.2%
Opportunities in the arts	Good	N/R	N/A	Excellent
SACS accreditation	No	N/R	N/A	Yes
Parents attending conferences	99.9%	N/R	N/A	95.8%
Character development program	At-Risk	N/R	N/A	Good
% of AYP objectives met	0.0%		N/A	64.7%

\* Length of contract = 185+ days.

\*\* Prior year audited financial data available.

## REPORT OF PRINCIPAL AND SCHOOL IMPROVEMENT COUNCIL

Palmetto State E-cademy, a diploma-granting public charter virtual school, opened in 2008 under the name Insight School of South Carolina, and the name was changed in June of 2009. Palmetto State E-cademy served 539 students in grades 9-12. Though much has changed since 2008, the mission of the school remains the same: to prepare high school age students to become responsible and caring participants in a global economy, while at the same time striving to reach their individual potential by pursuing a challenging and diverse curriculum.

Our school's successes are many. Our Board of Directors, administration, faculty, staff, and parents are continually searching for meaningful opportunities to improve upon our model of providing a world-class education tailored to each student's personal schedule, ability level, and pace of learning. Our students are exposed to a robust curriculum offering over 100 traditional and scores of Advanced Placement offerings. Our students score as well on state and national assessments as their peers in brick and mortar schools. Likewise, students may choose from an array of extracurricular offerings with students within the borders of South Carolina and outside the state within a secure virtual environment. The graduating class of 2009 boasted a Palmetto State Scholar and an appointment to the Governor's School for the Arts, all within a graduating class of twelve students.

A key factor in Palmetto State E-cademy's successes stems from a committed and dedicated administration, faculty, and staff. Our teachers, all Highly Qualified, are subject area experts, technologically proficient, and our core instructors teach full-time for our school. Professional development for our staff is a first consideration for teaching excellence.

Our administration, faculty, and staff know that in order to sustain an exemplary virtual public charter school, team and relationship building must be ongoing and sincere. Our faculty, staff, and leadership team look to parents and students for direction and improvement. We face each new year with confidence and enthusiasm and an unwavering commitment to do what is best for our students.

Dr. Michael Stagliano, Principal and Chair of School Improvement Council

## EVALUATION RESULTS

	Teachers	Students*	Parents*
Number of surveys returned	12	0	0
Percent satisfied with learning environment	100.0%	N/R	N/R
Percent satisfied with social and physical environment	75.0%	N/R	N/R
Percent satisfied with school-home relations	91.7%	N/R	N/R

\*Only students at the highest high school grade level at this school and their parents were included.

Comprehensive detail, including definitions of ratings, performance criteria, and explanations of status, is available on [www.ed.sc.gov](http://www.ed.sc.gov) and [www.eoc.sc.gov](http://www.eoc.sc.gov) as well as school and school district websites.

Printed versions are available from school districts upon request.

### Abbreviations Key

N/A Not Applicable N/AV Not Available N/C Not Collected N/R Not Reported I/S Insufficient Sample TBD To be determined

NI Newly Identified CSI Continuing School Improvement CA Corrective Action RP Plan to Restructure R Restructure DELAY School Improvement Status HOLD School Improvement Status