

# SC Annual School Report Card Summary

SC Connections Academy  
 SC Public Charter District  
 Grades: K-12 Enrollment: 590  
 Principal: Allison Reaves  
 Superintendent: Dr. Wayne Brazell  
 Board Chair: Don McLaurin

## PERFORMANCE

Comprehensive detail, including definitions of ratings, performance criteria, and explanations of status, is available on [www.ed.sc.gov](http://www.ed.sc.gov) and [www.eoc.sc.gov](http://www.eoc.sc.gov) as well as school and school district websites. Printed versions are available from school districts upon request.

YEAR	ABSOLUTE RATING	GROWTH RATING	PALMETTO GOLD AND SILVER AWARD		AYP STATUS	NCLB IMPROVEMENT STATUS
			General Performance	Closing the Gap		
2009	N/A	N/A	TBD	TBD	Not Met	N/A
2008	N/A	N/A	N/A	N/A	N/A	N/A
2007	N/A	N/A	N/A	N/A	N/A	N/A

## ABSOLUTE RATINGS OF HIGH SCHOOLS WITH STUDENTS LIKE OURS\*

EXCELLENT	GOOD	AVERAGE	BELOW AVERAGE	AT-RISK
0	0	0	0	0

\*Ratings are calculated with data available by 04/05/2010. Schools with Students Like Ours are High Schools with Poverty Indices of no more than 5% above or below the index for this school.

## HIGH SCHOOL ASSESSMENT PROGRAM(HSAP) EXAM PASSAGE RATE(%): SECOND YEAR STUDENTS

	Our High School		High Schools with Students Like Ours	
	2008	2009	2008	2009
Passed 2 subtests (%)	N/A	73.8%	N/A	N/A
Passed 1 subtest (%)	N/A	14.3%	N/A	N/A
Passed no subtests (%)	N/A	11.9%	N/A	N/A

## HSAP PASSAGE RATE (%) BY SPRING 2009

	Our High School	High Schools with Students Like Ours
Passage Rate	N/A	N/A

## ON-TIME GRADUATION RATE

	Our High School	High Schools with Students Like Ours
Number of students	30	N/A
Number of Diplomas	13	N/A
Rate (%)	43.3%	N/A

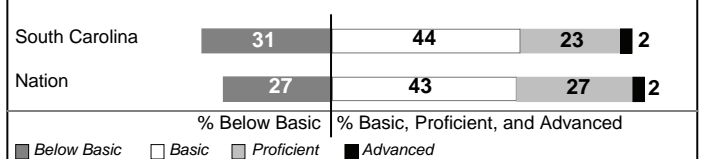
## END OF COURSE TESTS - 2009

% of students scoring 70 or above on:	Our High School	High Schools with Students Like Ours
Algebra 1/Math for the Technologies 2	59.0%	N/A
English 1	76.6%	N/A
Physical Science	46.2%	N/A
US History and the Constitution	55.3%	N/A
All Tests	64.3%	N/A


## NAEP PERFORMANCE\*

\* Performance reported for SC and nation, data not available at school level. Percentages at NAEP Achievement Levels.

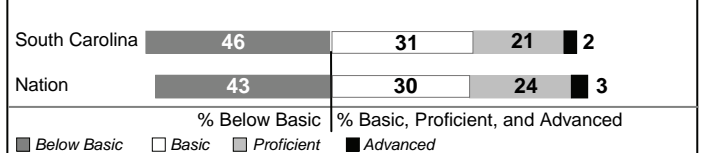
### READING – GRADE 8 (2007)



### MATH – GRADE 8 (2007)



### SCIENCE – GRADE 8 (2005)



## SC PERFORMANCE GOAL

### 2010 Goal:

By 2010, SC's student achievement will be ranked in the top half of the states nationally. To achieve this goal, we must become one of the fastest improving systems in the country.

### 2020 Vision:

By 2020 all students will graduate with the knowledge and skills necessary to compete successfully in the global economy, participate in a democratic society and contribute positively as members of families and communities.

### Abbreviations Key

N/A Not Applicable N/AV Not Available N/C Not Collected N/R Not Reported I/S Insufficient Sample TBD To be determined  
 NI Newly Identified CSI Continuing School Improvement CA Corrective Action RP Plan to Restructure R Restructure DELAY School Improvement Status HOLD School Improvement Status

# SC Connections Academy [SC Public Charter District]

## SCHOOL PROFILE

	Our School	Change from Last Year	High Schools with Students Like Ours	Median High School
<b>Students (n=590)</b>				
Retention rate	6.2%	N/A	N/A	4.8%
Attendance rate	96.8%	N/A	N/A	95.5%
Eligible for gifted and talented	15.6%	N/A	N/A	9.2%
With disabilities other than speech	8.0%	N/A	N/A	12.6%
Older than usual for grade	7.4%	N/A	N/A	8.6%
Out-of-school suspensions or expulsions for violent and/or criminal offenses	0.0%	N/R	N/A	1.2%
Enrolled in AP/IB programs	16.8%	N/R	N/A	13.2%
Successful on AP/IB exams	N/A	N/A	N/A	55.6%
Eligible for LIFE Scholarship	21.4%	N/R	N/A	29.8%
Annual dropout rate	N/A	N/A	N/A	3.5%
Career/technology students in co-curricular organizations	0.0%	N/A	N/A	3.0%
Enrollment in career/technology courses	602	N/A	N/A	523
Career/technology students attaining technical skills	N/A	N/A	N/A	79.3%
<b>Teachers (n=13)</b>				
Teachers with advanced degrees	46.2%	N/A	N/A	58.6%
Continuing contract teachers	30.8%	N/A	N/A	71.6%
Teachers with emergency or provisional certificates	14.3%	N/A	N/A	8.1%
Teachers returning from previous year	N/A	N/A	N/A	85.0%
Teacher attendance rate	N/R	N/R	N/A	95.5%
Average teacher salary*	\$37,423	I/S	N/A	\$47,761
Classes not taught by highly qualified teachers	35.8%	N/A	N/A	3.5%
Professional development days/teacher	11.4 days	N/R	N/A	10.8 days
<b>School</b>				
Principal's years at school	1.0	N/R	N/A	3.0
Student-teacher ratio in core subjects	N/R	N/R	N/A	26.1 to 1
Prime instructional time	N/R	N/R	N/A	89.8%
Dollars spent per pupil**	N/A	N/A	N/A	\$7,883
Percent of expenditures for teacher salaries**	N/A	N/A	N/A	54.1%
Percent of expenditures for instruction**	N/A	N/A	N/A	60.2%
Opportunities in the arts	Fair	N/R	N/A	Excellent
SACS accreditation	No	N/R	N/A	Yes
Parents attending conferences	100.0%	N/R	N/A	95.8%
Character development program	Below Average	N/R	N/A	Good
% of AYP objectives met	89.5%		N/A	64.7%

\* Length of contract = 185+ days.

\*\* Prior year audited financial data available.

## EVALUATION RESULTS

	Teachers	Students*	Parents*
Number of surveys returned	N/A	N/A	N/A
Percent satisfied with learning environment	N/A	N/A	N/A
Percent satisfied with social and physical environment	N/A	N/A	N/A
Percent satisfied with school-home relations	N/A	N/A	N/A

\*Only students at the highest high school grade level at this school and their parents were included.

## REPORT OF PRINCIPAL AND SCHOOL IMPROVEMENT COUNCIL

South Carolina Connections Academy (SCCA) is a new public virtual charter school that opened during the 2008-2009 school year as a member of the South Carolina Public Charter School District. SCCA offers a premier online education to children in grades K-12 regardless of where they reside in the state. Our curriculum meets national and state standards while simultaneously meeting the personal needs of all of our students. Students progress through the program under the guidance of their Learning Coach (typically a parent or guardian) in conjunction with their highly qualified South Carolina certified teachers. Regular interaction occurs via phone, email, and live web conferences. Student work is then submitted online for teacher review. Our user friendly Learning Management System (LMS) includes coursework, a daily planner, a grade book, attendance recorder, communication tools, a virtual library, messages boards, and supplemental learning programs. The LMS provides all the necessary information, at your fingertips, to successfully learn anywhere there is an internet connection. This unique system sets us apart from all other virtual charter schools.

SCCA offers advanced curriculum to Gifted and Talented students in grades 3 through 8 Science, Math and Language Arts. These students participate in a Literature Study course using the Junior Great Books series. Teachers in our Special Education Department serve their students using the inclusion model to meet their needs in the least restrictive environment.

Our high school program includes approximately 300 students across the state. The selection of courses we offer is varied and challenging. Students are able to study Foreign Languages such as Mandarin Chinese, Latin, French, and Spanish. We also offer 20 Advanced Placement courses and a variety of college preparatory electives. Our graduation requirements are more rigorous than the state mandates. SCCA requires all students to successfully complete two years of foreign languages or humanities. In addition, a full year of health and a full year of American Government are required.

In an effort to create a sense of community, various field trips were planned statewide. This allowed students, parents, and teachers to interact face-to-face. Over thirty opportunities were held during the 2008-2009 school year including museum, zoo, and aquarium tours; environmental awareness activities; Mad Science interactive labs; and two arts festivals featuring student work.

Don Brown

Comprehensive detail, including definitions of ratings, performance criteria, and explanations of status, is available on [www.ed.sc.gov](http://www.ed.sc.gov) and [www.eoc.sc.gov](http://www.eoc.sc.gov) as well as school and school district websites.

Printed versions are available from school districts upon request.

### Abbreviations Key

N/A Not Applicable N/AV Not Available N/C Not Collected N/R Not Reported I/S Insufficient Sample TBD To be determined

NI Newly Identified CSI Continuing School Improvement CA Corrective Action RP Plan to Restructure R Restructure DELAY School Improvement Status HOLD School Improvement Status